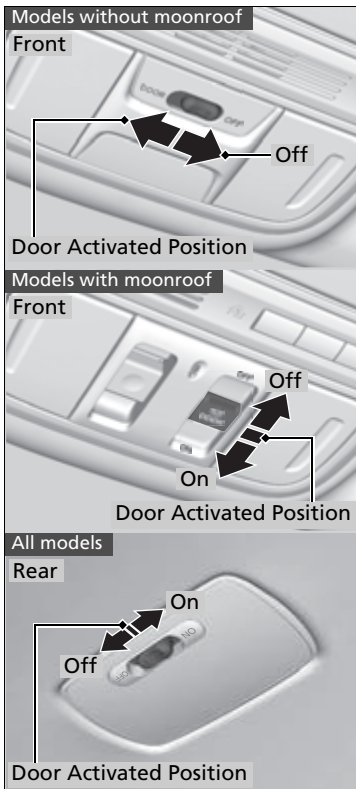


## Interior Lights

### Interior Light Switches



#### ■ ON

The interior lights come on regardless of whether the doors are open or closed.

#### ■ Door activated

The interior lights come on in the following situations:

- When any doors are opened.
- You unlock the driver's door.
- When the power mode is set to VEHICLE OFF.

#### ■ OFF

The interior lights remain off regardless of whether the doors are open or closed.

### Interior Light Switches

In the door activated position, the interior lights fade out and go off about 30 seconds after the doors are closed.

The lights go off after about 30 seconds in the following situations:

- When you unlock the driver's door but do not open it.
- When you set the power mode to VEHICLE OFF but do not open a door.

You can change the interior lights dimming time.

Models with color audio system

➤ **Customized Features** P. 140

Models with Display Audio

➤ **Customized Features** P. 369

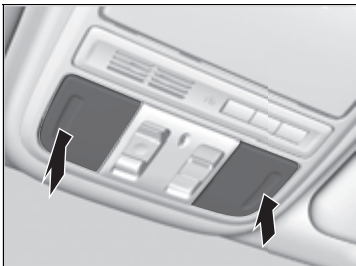
The interior lights go off immediately in the following situations:

- When you lock the driver's door.
- When you close the driver's door in ACCESSORY mode.
- When you set the power mode to ON.

To avoid draining the 12-volt battery, do not leave the interior light on for an extended length of time when the power system is off.

If you leave any of the doors open in VEHICLE OFF mode, the interior lights go off after about 15 minutes.

## ■ Map Light Switches

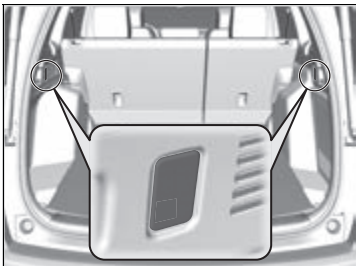


The map lights can be turned on and off by pressing the lenses.

## ▣ Map Light Switches

When the interior light switch is in the door activated position and any door is open, the map light will not go off when you press the lenses.

## ■ Cargo Area Lights



The cargo area lights come on when you open the tailgate.

## ▣ Cargo Area Lights

The cargo area lights do not have an on/off switch. In case the tailgate is left open for an extended period of time, they automatically go out in 30 minutes.