

Honda Sensing®

➡ P.551

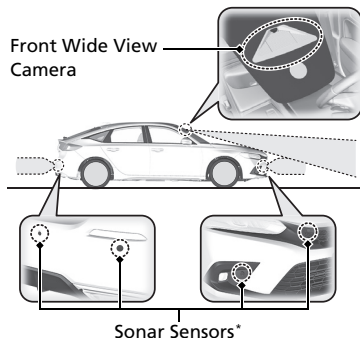
Models with Low Speed Braking Control

Honda Sensing® is a driver support system which employs the use of two distinctly different kinds of sensors: the sonar sensors located in the front and rear bumpers, and the front grille, and a front wide view camera mounted to the interior side of the windshield, behind the rearview mirror.

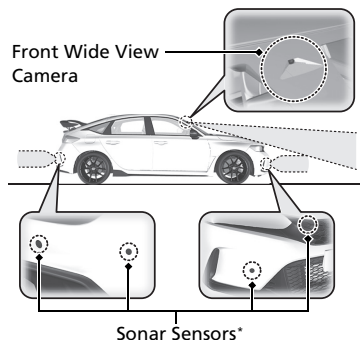
Models without Low Speed Braking Control

Honda Sensing® is a driver support system which employs the use of a front wide view camera mounted to the interior side of the windshield, behind the rearview mirror.

Models with Auto Idle Stop



Models without Auto Idle Stop



Collision Mitigation Braking System™ (CMBS™)

➡ P.555

The system can assist you when it determines there is a possibility of your vehicle colliding with a vehicle (including motorcycles) ahead from behind, an oncoming vehicle in front, a pedestrian, or someone riding a bicycle (moving bicycle). The CMBS™ is designed to alert you when the potential for a collision is determined, as well as assist in reducing speed, avoiding collisions, and reducing collision severity.

Low Speed Braking Control*

➡ P.567

Continuously variable transmission models with parking sensor system

Using sonar sensors located on the front and rear bumpers, and the front grille, this system detects if there is danger of a potential collision with a wall or other obstacle during normal driving or when the accelerator pedal is depressed with too much force. The system then assists in avoiding collisions and reducing damage from impact through assistive braking and/or assistive driving power suppression.

Low Speed Braking Control*

➡ P.573

Manual transmission models with parking sensor system

Using sonar sensors located on the front and rear bumpers and the front grille, this system detects if there is danger of a potential collision with a wall or other obstacle during normal driving. The system then assists in avoiding collisions and reducing damage from impact through assistive braking.

Adaptive Cruise Control (ACC) with Low Speed Follow* ➡ P. 578

Helps maintain a constant vehicle speed and a set following-interval behind a vehicle detected ahead of yours and, if the detected vehicle comes to a stop, can decelerate and stop your vehicle, without you having to keep your foot on the brake or the accelerator.

Adaptive Cruise Control (ACC)* ➡ P. 598

Helps maintain a constant vehicle speed and a set following-interval behind a vehicle detected ahead of yours, without you having to keep your foot on the brake or the accelerator.

Lane Keeping Assist System (LKAS) ➡ P. 618

Provides steering input to help keep the vehicle in the middle of a detected lane and provides tactile and visual alerts if the vehicle is detected drifting out of its lane.

Traffic Jam Assist* ➡ P. 630

The Traffic Jam Assist system uses a camera mounted to the upper portion of the windshield to detect and monitor left and right white (or yellow) traffic lane lines. Based on inputs from the camera, the system can apply steering torque to keep your vehicle in the center of the detected lane.

Road Departure Mitigation System ➡ P. 639

Alerts and helps assist you when the system detects a possibility of your vehicle crossing over detected lane markings, or approaching the outer edge of the pavement (into grass or gravel border) or a detected oncoming vehicle.

Traffic Sign Recognition System ➡ P. 647

Reminds you of road sign information, such as the current speed limit your vehicle has just passed through, showing it on the gauge.

Models with Low Speed Braking Control

Honda Sensing® is a driver support system which employs the use of two distinctly different kinds of sensors: the sonar sensors located in the front and rear bumpers, and the front grille, and a front wide view camera mounted to the interior side of the windshield, behind the rearview mirror.

Models without Low Speed Braking Control

Honda Sensing® is a driver support system which employs the use of a front wide view camera mounted to the interior side of the windshield, behind the rearview mirror.

Honda Sensing® has the following functions.

■ The functions which do not require switch operations to activate

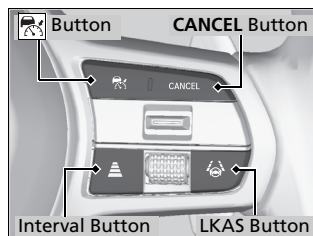
- Collision Mitigation Braking System™ (CMBS™) ⓘ P. 555
- Low Speed Braking Control* ⓘ P. 567
- Low Speed Braking Control* ⓘ P. 573
- Road Departure Mitigation System ⓘ P. 639
- Traffic Sign Recognition System ⓘ P. 647

■ The functions which require switch operations to activate

- Adaptive Cruise Control (ACC) with Low Speed Follow* ⓘ P. 578
- Adaptive Cruise Control (ACC)* ⓘ P. 598
- Lane Keeping Assist System (LKAS) ⓘ P. 618
- Traffic Jam Assist* ⓘ P. 630

* Not available on all models

■ Operation Switches for the Adaptive Cruise Control (ACC) with Low Speed Follow* / Adaptive Cruise Control (ACC)*/Lane Keeping Assist System (LKAS)/Traffic Jam Assist*



■ Button

Press to activate standby mode for ACC with Low Speed Follow*/ACC*.
Or press to cancel the system.

■ LKAS Button

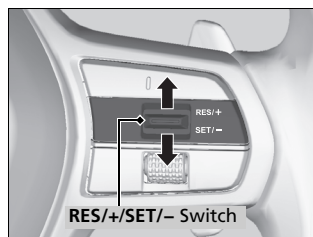
Press to activate standby mode for LKAS and Traffic Jam Assist*.
Or press to cancel these systems.

■ CANCEL Button

Press to cancel ACC with Low Speed Follow*/ACC*.

■ Interval Button

Press to change the ACC with Low Speed Follow*/ACC* following-interval.

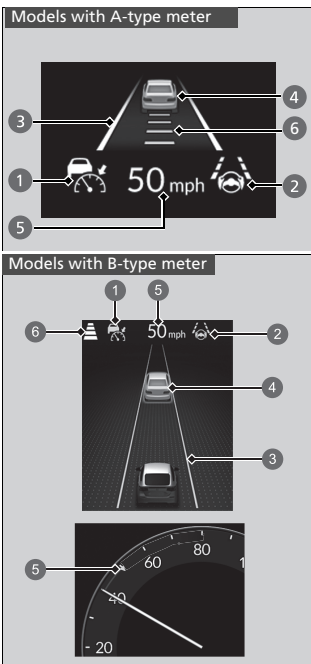


■ RES/+SET/- Switch

Press the **RES/+SET/-** switch up to set or resume the ACC with Low Speed Follow*/ACC* or increase the vehicle speed.
Press the **RES/+SET/-** switch down to set the ACC with Low Speed Follow*/ACC* or decrease the vehicle speed.

* Not available on all models

Gauge Content



You can see the current state of Adaptive Cruise Control (ACC) with Low Speed Follow*/ Adaptive Cruise Control (ACC)*, Lane Keeping Assist System (LKAS) and Traffic Jam Assist*.

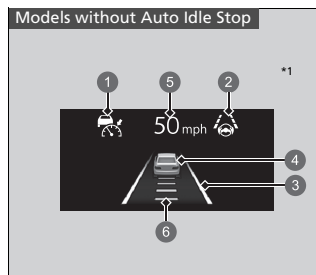
- ① Indicates that ACC with Low Speed Follow*/ACC* is ready to be activated.
 - Green: The system is on.
 - White: The system is standby.
 - Amber: There is a problem with the system.
- ② Indicates that LKAS or Traffic Jam Assist* is ready to be activated.
 - Green: The system is on.
 - White: The system is standby.
 - Amber: There is a problem with the system.
- ③ Indicates that LKAS or Traffic Jam Assist* is activated and whether or not traffic lane lines are detected.
 - Green lines: The system is on.
 - White lines: Traffic lane lines are detected.
 - Amber line: Lane departure is detected.
- ④ Indicates whether or not a vehicle is detected ahead.

Models with B-type meter*1

- Control target vehicle: White and outlined in green
- Outside of control target vehicle: Gray

1: When the +R gauge is not being used

* Not available on all models



- ⑤ Indicates that ACC with Low Speed Follow*/ACC* shows the set vehicle speed.
- ⑥ Indicates that ACC with Low Speed Follow*/ACC* shows the set vehicle interval.

*1 : When using the +R gauge

* Not available on all models