

## Instrument Panel Indicators

Briefly appear with each engine start. Red and amber indicators are most critical. Blue and green indicators are used for general information.

**Malfunction Indicators:** If an indicator remains on, there may be a problem; see your dealer.



Charging system

**BRAKE**

Low brake fluid



Low oil pressure



SRS (supplemental restraint system)



ABS (anti-lock brake system)

**DRL**

DRL (daytime running lights)



Malfunction lamp (check engine light)


**TPMS**

TPMS (tire pressure monitoring system)


**VSA**


VSA (vehicle stability assist)


## Condition Indicators: Action is needed by driver.





**BRAKE** Parking brake on: **Release**

 Door/Trunk open: **Close door(s) / trunk**

 Seat belt reminder: **Fasten seat belt(s)**

 Low fuel: **Refill**


 Low tire pressure: **Add air**

 Maintenance minder: **Make appointment**

## On/Off Indicators

**PASSENGER AIRBAG OFF** (above Hazard Warning button)


**SIDE AIRBAG OFF**


 VSA solid: **off**  
Blinks: **activated**


**CRUISE CONTROL on**

**CRUISE MAIN on**


**ECO on\***

 Fog lights **on\***

 Immobilizer  
Flashes: improperly coded key; **use correct key**

 Headlights **on**

 Turn signals/hazards **on**

 High beams **on**

\* if equipped