

AUTO DOOR LOCKS

Program how and when the vehicle doors automatically lock and unlock.

Default Lock/Unlock Setting

Default Lock Setting

All doors and the tailgate are preset to lock when your vehicle reaches about 10 mph.



Default Unlock Setting

Only the driver's door and the tailgate are preset to unlock when you shift into Park (P).



Programmable Auto Door Lock/Unlock Settings

Below are the different programmable options you can choose. See your Owner's Manual for additional instructions on programming these settings.

AUTO DOOR LOCK

Auto Lock



When you reach 10 mph



When you shift out of Park

Turn off Auto Lock



Operate manually



AUTO DOOR UNLOCK

Auto Unlock (all doors and the tailgate)



When you turn the vehicle OFF



When you shift into Park

Auto Unlock (only driver's door and tailgate)



When you turn the vehicle OFF



When you shift into Park

Turn off Auto Unlock



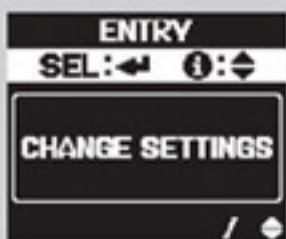
Operate manually



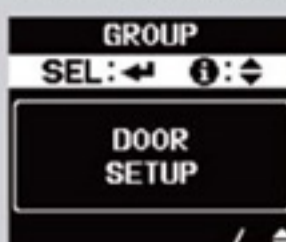
Modifying the Auto Door Unlock Setting

Press either Info (▲/▼) button to toggle to the "Customize Settings" display on the MID, then press SEL/RESET to activate the menu.

1. Select "CHANGE SETTINGS."



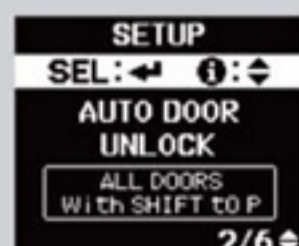
2. Select "DOOR SETUP."



3. Select "AUTO DOOR UNLOCK."



4. Select "ALL DOORS WITH SHIFT TO P."



5. Select "EXIT" to exit the menu.

