
















INSTRUMENT PANEL INDICATORS

Briefly appear with each engine start. Red and orange indicators are most critical. Blue and green indicators are used for general information. See your Owner's Manual for more information.





Malfunction Indicators








If an indicator remains on, there may be a problem; see your dealer

 Starter system	 Anti-Lock Brake System (ABS)
 Charging system	 Malfunction lamp (check engine light)
 Low brake fluid	 Tire Pressure Monitoring System (TPMS) (<i>blinks and stays on</i>)
 Low oil pressure	 Vehicle Stability Assist® (VSA)
 Supplemental Restraint System (SRS)	 Smart Entry System
 Electric Power System (EPS)	 Automatic light control
 Forward Collision Warning (FCW)	 Brake system
 Lane Departure Warning (LDW)	










Condition Indicators

Action is needed by driver

 Parking brake on: Release	 Seat belt reminder: Fasten seat belt(s)
---	---

 Door/Trunk open: Close door(s) / trunk	 Low tire pressure: Add air
 Low fuel: Refill	 Maintenance Minder™: Make dealer appointment
 FCW (<i>blinks</i>): Brake	 LDW (<i>blinks</i>): Stay in your lane
 Immobilizer (<i>blinks</i>): Use other vehicle key and see dealer	

On/Off Indicators

 PASSENGER AIRBAG OFF (next to display screen)	 Fog lights on
 VSA OFF	 Headlights on
 CRUISE MAIN on	 Turn signals/hazards on
 CRUISE CONTROL on	 High beams on
 ECON Mode on	