



MULTI-INFORMATION DISPLAY (MID)

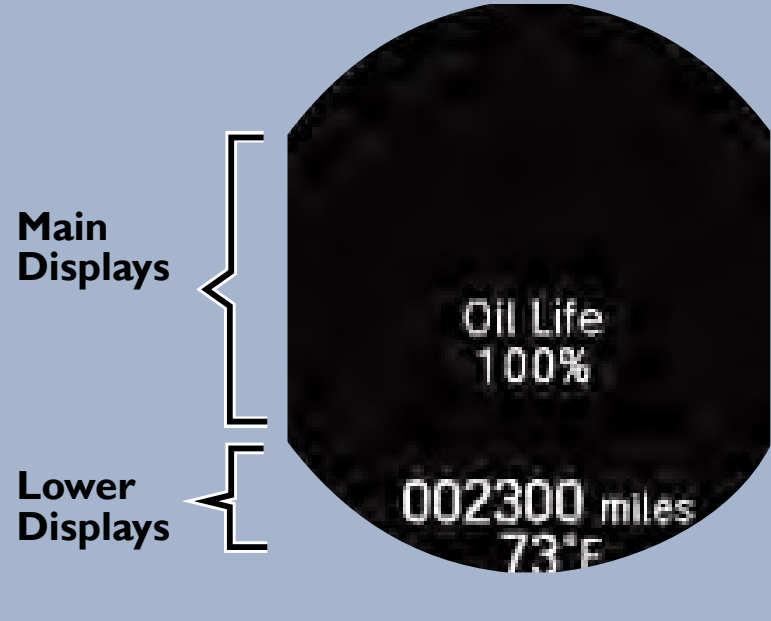
Consists of several displays that provide you with useful information.

Accessing the Information Display

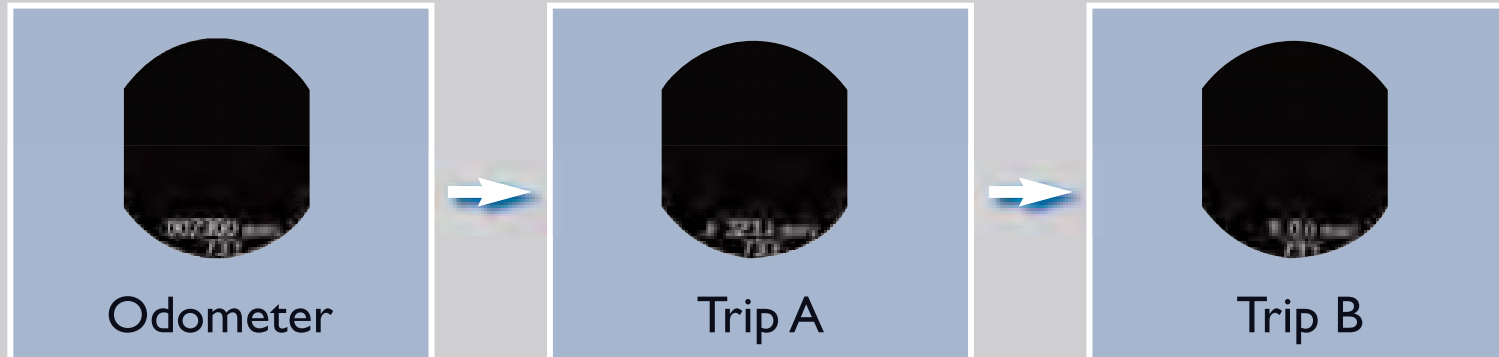


To toggle between the different displays:

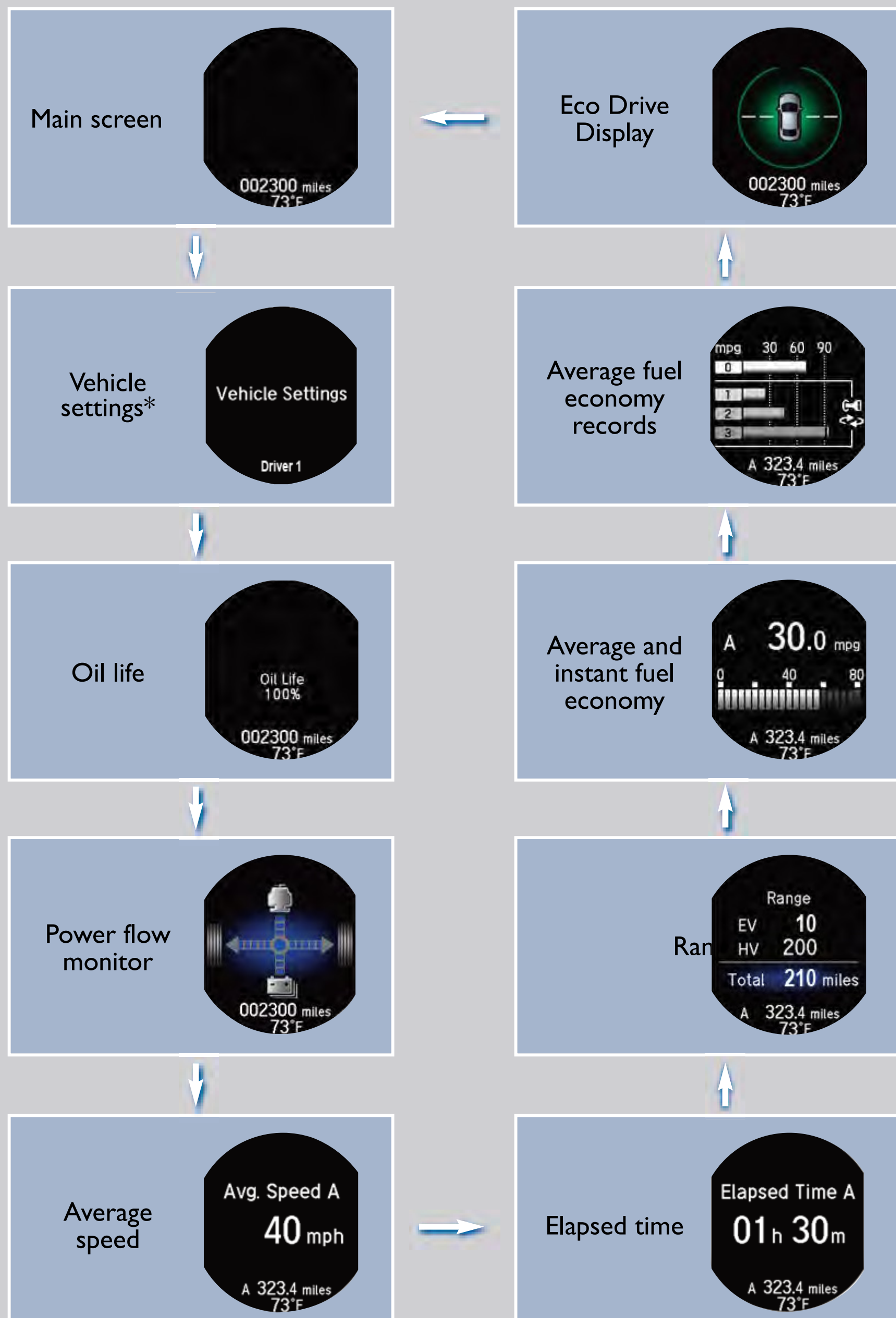
- Press either Info button (▲/▼) for the main displays.
- Press SEL/RESET for the lower displays.



Lower Displays



Main Displays



*You can also change Vehicle Settings using the i-MID.


SPORT HYBRID i-MMD

Learn how the Sport Hybrid i-MMD (intelligent Multi-Mode Drive) system operates. Your vehicle is able to operate in electric, hybrid, charge, or full engine mode.


How Your Vehicle Operates

Operating mode	Electric Vehicle (EV)	Hybrid Vehicle (HV)	Engine	Regeneration
Vehicle speed	Stopped or low/moderate speed	Accelerating or driving uphill	High speed	Decelerating
Vehicle operation	Only the electric motor provides power to the wheels.	The electric motor provides power to the wheels. The gas engine provides power to the generator. The generator provides electricity to the electric motor for added power or to the battery for charging.	Only the gas engine provides power to the wheels. The battery provides electricity to the electric motor for added power.	The gas engine turns off. The electric motor provides electricity to the battery through regenerative braking.
Power Flow Monitor (on the MID)				
System Components	Electric motor	Stopped or running	Running	Generating
	Generator	Stopped	Generating	No operation
	Gas engine	Stopped	Running	Running
	Battery	Discharging	Charging or discharging	Charging

Driving Modes




Press the EV button to switch between EV or HV mode.



Electric (EV) Mode

When driving at low to moderate speed, your vehicle runs in EV mode when the battery is fully charged.



Hybrid (HV) mode or gas engine operation may override EV mode if:

- You drive aggressively, at high speed, or uphill.
- After returning to normal driving conditions, press the EV button to return to EV mode.
- The battery temperature is too high or low.
- The battery temperature is too low.
- The climate control system is in heavy use.

Hybrid (HV) Mode

The gas engine and generator supply electricity to the battery and electric motor, while the battery maintains its current charge level. Press the EV button to switch between HV or EV mode (when possible).

Auto Engine Stop/Start

While your vehicle is at a stop, the hybrid system may shut the engine off to maximize fuel efficiency. Occurrence and duration vary depending on driving conditions, climate control use, and battery level. The engine may restart when you accelerate or release the brake pedal.