

BASIC AUDIO OPERATION

Operate basic controls of your audio system using various and convenient methods.

Steering Wheel Controls

Volume increase button

◀ button: Go to previous stations or tracks.

Volume decrease button



SOURCE button: Change audio source.

▶ button: Go to next stations or tracks.

Touchscreen Controls

Source: Select audio sources.

Preset: Select preset stations.



Title: Display audio information

Skip/Seek: Change stations, tracks, etc.

More: Select menu options and sound settings.

FM screen shown

USB Connection



Connect an iPhone or iPod cable or a USB flash drive to the USB port in the front console.

Connect your device only when your vehicle is stopped.


iPod® OR USB FLASH DRIVE

Play audio files from your compatible iPod or USB flash drive through your vehicle's audio system.

Playing Audio Files



Select the iPod or USB icon from Source.

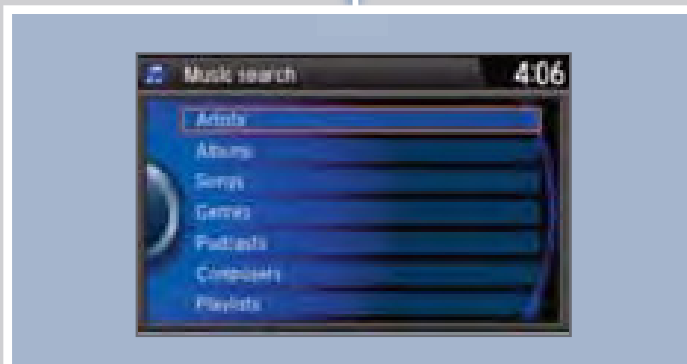


1. Connect the iPod cable or USB flash drive to the USB port in the front console.
2. Select Source and select the iPod or USB icon.
3. Use the touchscreen or steering wheel controls to change tracks.

iPod is a trademark of Apple, Inc.

Searching for Music

1. Press MENU. Use the selector knob to make and enter selections.
2. Select Music Search.
3. Select a category or folder.
4. Select a track to begin playing.




BLUETOOTH® AUDIO

Play stored or streaming audio from your compatible phone through your vehicle's audio system. Visit handsfreelink.honda.com to check if this feature is compatible with your phone.

Playing Bluetooth Audio



Select the Bluetooth icon from Source.



1. Make sure your phone is on and paired to *Bluetooth®* HandsFreeLink®.
2. Select Source and select the Bluetooth icon.
3. From your phone, open the desired audio player or app and begin playing. Sound is redirected to the audio system. Make sure the volume on your phone is properly adjusted.
4. Use the touchscreen or steering wheel controls to change tracks.

Notes:

- You may need to enable additional Bluetooth settings on your phone for playback.
- The play/pause function and remote audio controls are not supported on all phones.
- Operate your phone only when your vehicle is stopped.