















INSTRUMENT PANEL INDICATORS

Briefly appear with each engine start. Red and orange indicators are most critical. Blue and green indicators are used for general information. See your Owner's Manual for more information.



Malfunction Indicators

If an indicator remains on, there may be a problem; see your dealer

 Charging system	 Anti-Lock Brake System (ABS)
 Brake system, low brake fluid	 Malfunction lamp (check engine light)
 Low oil pressure	 Tire Pressure Monitoring System (TPMS) (<i>blinks and stays on</i>)
 Supplemental restraint system (SRS)	 Vehicle Stability Assist® (VSA)
 Electric power steering (EPS)	 Smart Entry System
 Forward Collision Warning (FCW)	 Brake system
 Lane Departure Warning (LDW)	 Power system










Condition Indicators

Action is needed by driver

 Parking brake on: Release	 Seat belt reminder: Fasten seat belt(s)
 READY: Ready to drive	 Immobilizer (<i>blinks</i>): Use other vehicle key and see dealer

 Low fuel: Refill	 Low tire pressure: Add air
 System message indicator: Check MID	

On/Off Indicators

 PASSENGER AIRBAG OFF (next to upper display)	 Exterior lights on
 VSA OFF	 Turn signals/hazards on
 FCW OFF	 High beams on
 ECON Mode on	 Electric motor on
	 EV mode on