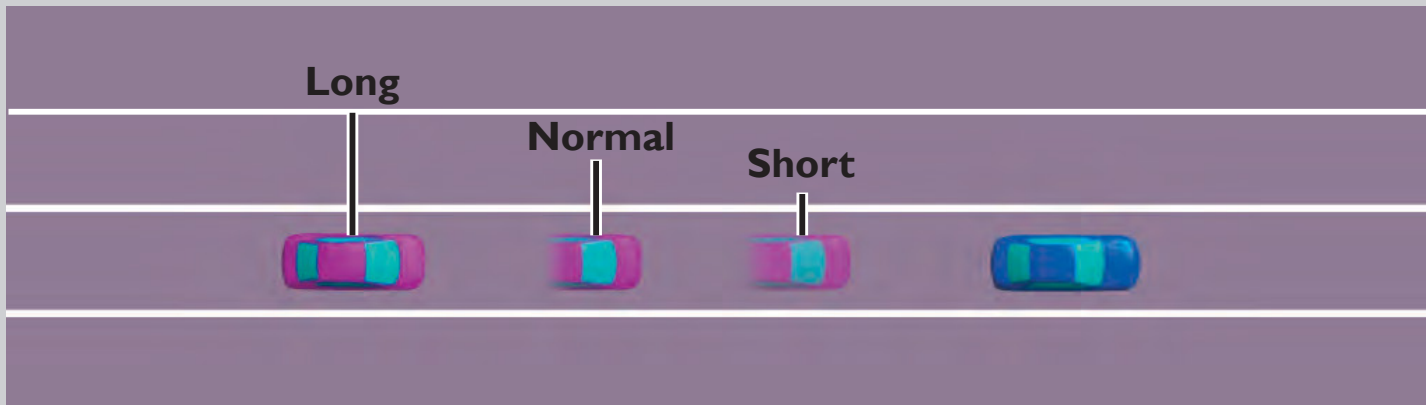


FORWARD COLLISION WARNING (FCW)


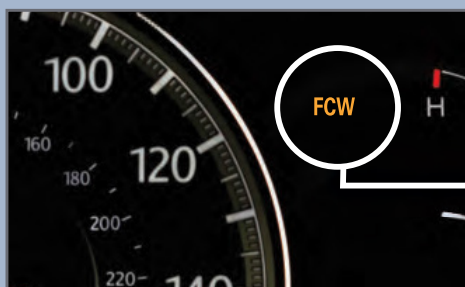
Alerts you to the possibility of a front-end collision.

How It Works

At 10 mph or higher, if the camera mounted in the center of the upper windshield detects a vehicle in front of you and the system determines a collision is likely, the system provides you with the following visual and audible alerts.



If you do not brake in time or take preventive action, the heads-up light near the windshield flashes twice, the FCW indicator flashes continuously, and a beep sounds continuously.



FCW may not activate under certain conditions. See your Owner's Manual for more information.

Changing Settings

Determine the warning timing, or turn the system off.

1. Press and hold DISP to go to the Settings screen. Use the selector knob to make and enter selections.
2. Select Vehicle Settings.
3. Select Forward Collision Warning Distance.
4. Select Long, Normal, Short, or Off.
5. Press BACK to exit the menu.

