

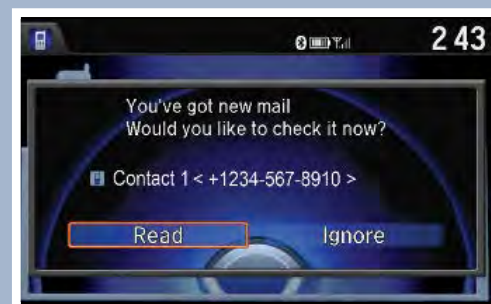
# SMS TEXT MESSAGING AND E-MAIL

Receive and send text messages and e-mails from your paired and linked phone using *Bluetooth® HandsFreeLink®*. Visit [handsfreelink.honda.com](http://handsfreelink.honda.com) to see if this feature is compatible with your phone. Standard message rates apply. This feature is limited while the vehicle is moving.

## Receiving Messages

Use the selector knob to make and enter selections.

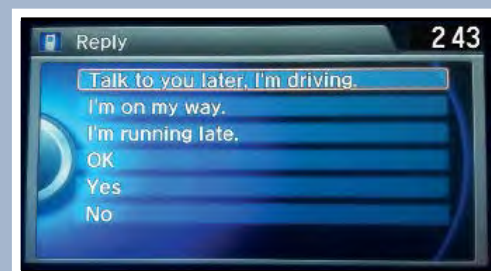
1. A notification appears on the display. Select Read to open the message.
2. The message is displayed, and the system reads it aloud.



## Replying to Messages

Use the selector knob to make and enter selections.

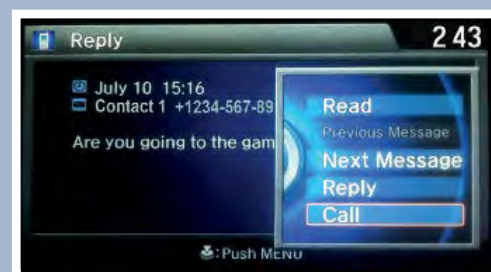
1. With the message open, press MENU to enter the Message menu.
2. Select Reply.
3. Select one of the six available reply messages.
4. Select Send to send the message.



## Calling the Sender

Use the selector knob to make and enter selections.

1. With the message open, press MENU to enter the Message menu.
2. Select Call.



**Note:** Notifications and operation for SMS Text and E-mail are separate. Choose your desired account in Phone Settings.