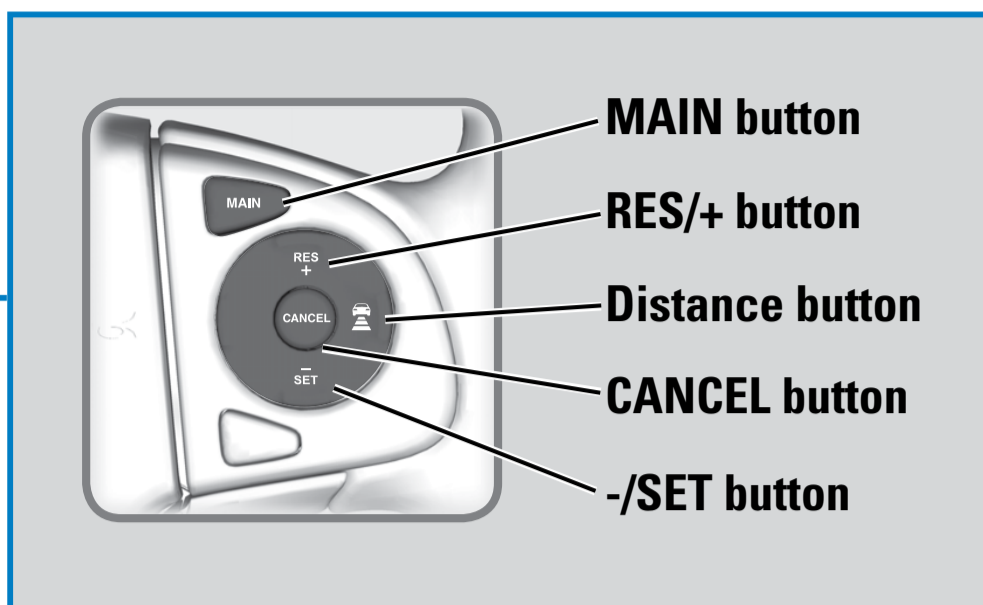



Adaptive Cruise Control (ACC)*

Helps maintain a constant vehicle speed and a set following distance behind a vehicle detected in front of yours. When the vehicle ahead changes speed, ACC senses the change and accelerates or decelerates to maintain a set distance.



■ Activating and Setting the Vehicle Speed

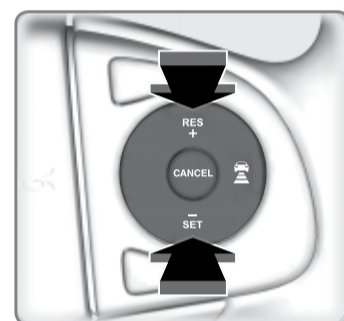
1. Press MAIN. The ACC indicator appears on the MID.
2. Accelerate to the desired speed (above 25 mph/40 km/h). Press -/SET and take your foot off the pedal to set the speed. The ACC display appears on the MID.



■ Adjusting the Vehicle Speed

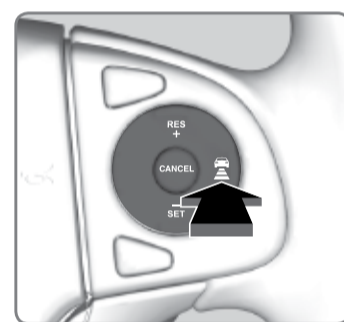
Press RES/+ to increase or -/SET to decrease.

Each time you press the button, the vehicle speed is increased or decreased by about 1 mph (1.6 km/h). If you keep the button pressed, the vehicle speed increases or decreases by 5 mph (5 km/h) until you release it.



■ Adjusting the Following Distance

Press the Distance button to change the following distance. Each time you press the button, the following distance setting cycles through short, middle, long, and extra long following distances.



■ Switching to Standard Cruise Control

Press and hold the Distance button. CRUISE MODE SELECTED appears on the MID.

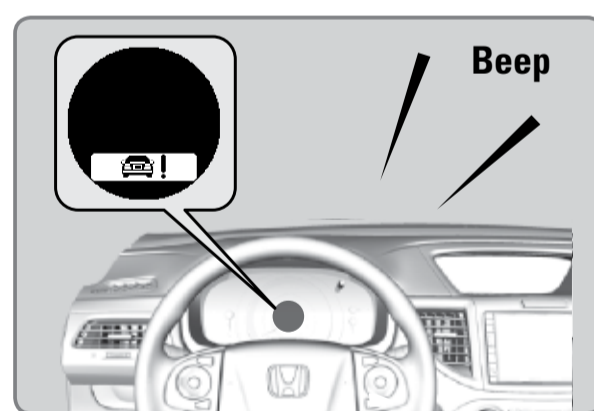
**if equipped*

■ During Operation

When there is no vehicle ahead of you, your vehicle cruises at the set speed.

When there is a vehicle ahead of you, your vehicle maintains the following range selected with the Distance button by increasing or decreasing your vehicle's speed.

If a vehicle ahead of you slows down abruptly or another vehicle cuts in front of you, a beep sounds and a message appears on the MID alerting you to brake.



⚠ WARNING

ACC has limited braking capability. When your vehicle speed drops below 22 mph, ACC automatically cancels and no longer applies your vehicle's brakes. Always be prepared to apply the brake pedal if the conditions require.

■ Canceling ACC

Press CANCEL or MAIN, or press the brake pedal. The ACC indicator goes off.

Certain conditions may cause ACC to cancel automatically. When this happens, a beep sounds and a message appears on the MID.

After ACC has been canceled, you can still resume the prior set speed by pressing RES/+ while driving at a speed of at least 25 mph (40 km/h).

