

3-MODE DRIVE SYSTEM

Select one of three different modes of driving styles.


Driving Modes

When a mode is selected, a message briefly appears on the MID and the mode indicator turns on.





Sport Mode

- Enhanced steering, handling, and performance response.
- Reduced fuel efficiency.
- Ambient meter turns red.



Normal Mode

- Achieves the best balance of driving performance and fuel efficiency.
- This is the default mode at engine start.
- Ambient meter changes from blue to green.



Econ Mode

- Fuel efficiency is prioritized over engine response and climate control.
- Ambient meter changes from blue to green.

