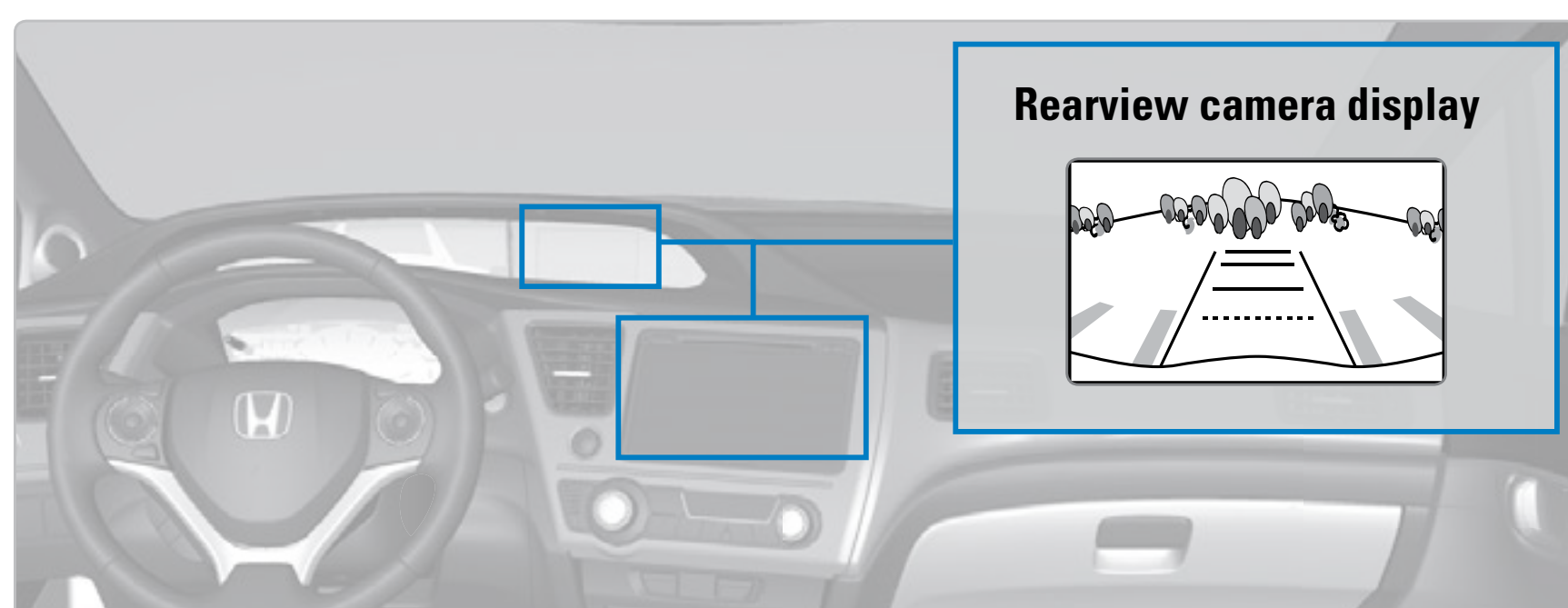


## Rearview Camera\*

When you shift into Reverse (R), a real-time image of the area behind your vehicle is shown in the i-MID or touchscreen\*, along with helpful parking guidelines.

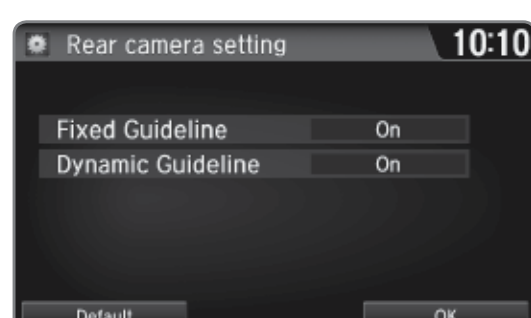


### Models with touchscreen

#### ■ Changing Camera Settings

Turn the guidelines on or off.

1. From the Home screen, select Settings.
2. Select Camera.
3. Select Rear Camera.
4. Select an option:  
*Fixed Guidelines:* Guidelines appear when you shift into Reverse.  
*Dynamic Guidelines:* Guidelines move as you turn the steering wheel.
5. Select On or Off.
6. Press BACK to exit the menu.




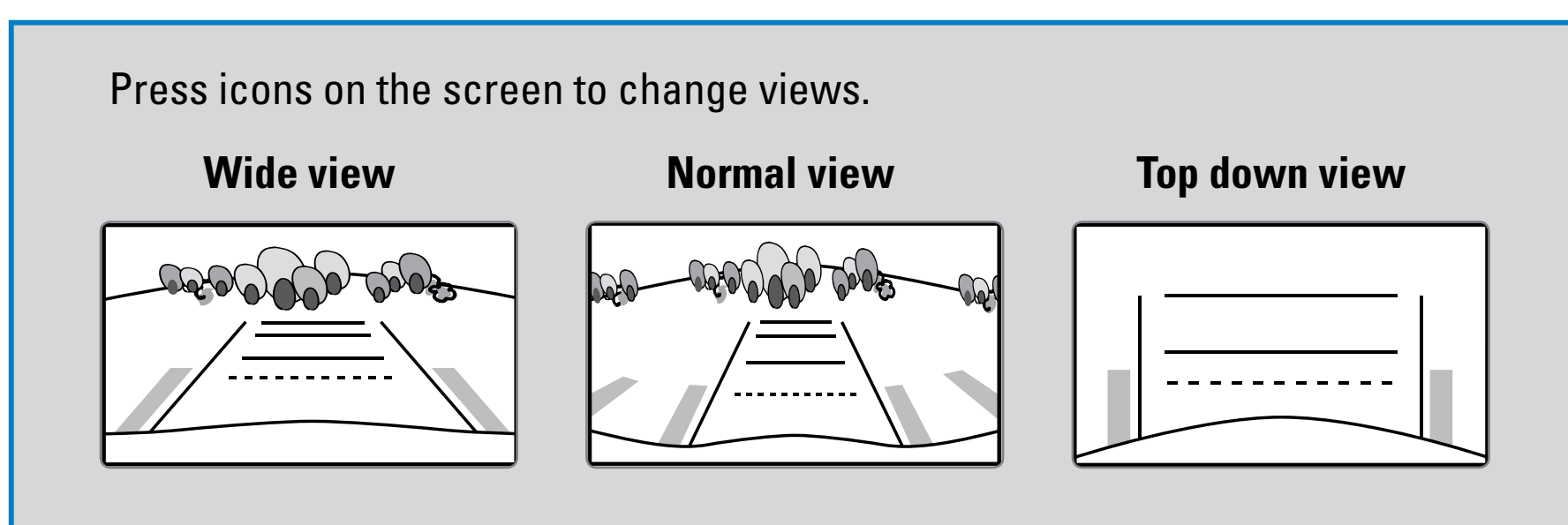
*The rear camera view is restricted. You cannot see the corner ends of the bumper or what is underneath the bumper. Its unique lens also makes objects appear closer or farther than they actually are.*

*Visually confirm that it is safe to drive before backing up. Certain conditions (such as weather, lighting, and high temperatures) may also restrict the rear view. Do not rely on the rearview display, which does not give you all information about conditions at the rear of your vehicle.*

*\*if equipped*

## Multi-View Rear Camera\*

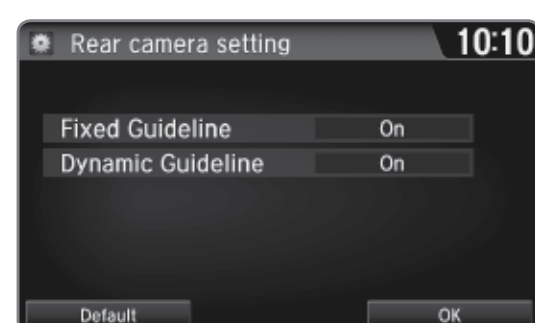
When you shift into Reverse (R), a real-time image of the area behind your vehicle is shown in the display, along with helpful parking guidelines.



#### ■ Changing Camera Settings

Turn the guidelines on or off.

1. From the Home screen, select Settings.
2. Select Camera.
3. Select an option:  
*Fixed Guidelines:* Guidelines appear when you shift into Reverse.  
*Dynamic Guidelines:* Guidelines move as you turn the steering wheel.
4. Select On or Off.
5. Press BACK to exit the menu.



*The rear camera view is restricted. You cannot see the corner ends of the bumper or what is underneath the bumper. Its unique lens also makes objects appear closer or farther than they actually are.*

*Visually confirm that it is safe to drive before backing up. Certain conditions (such as weather, lighting, and high temperatures) may also restrict the rear view. Do not rely on the rearview display, which does not give you all information about conditions at the rear of your vehicle.*

*\*if equipped*