

NAVIGATION

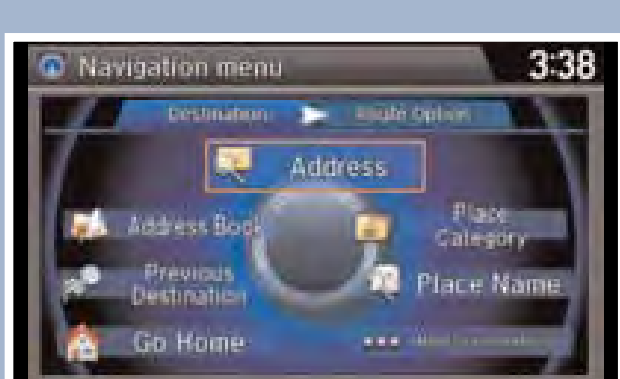
Real-time navigation system uses GPS and a map database to show your current location and help guide you to a desired destination.

Entering a Destination Using Voice Commands

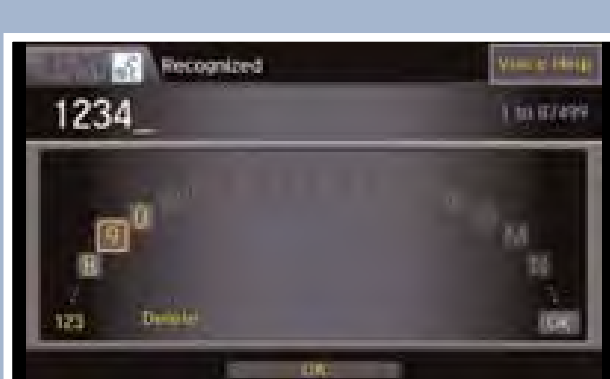
Set a destination using a street address. For other destination options, see your Navigation Manual.

Press and release the  Talk button before you say a command.

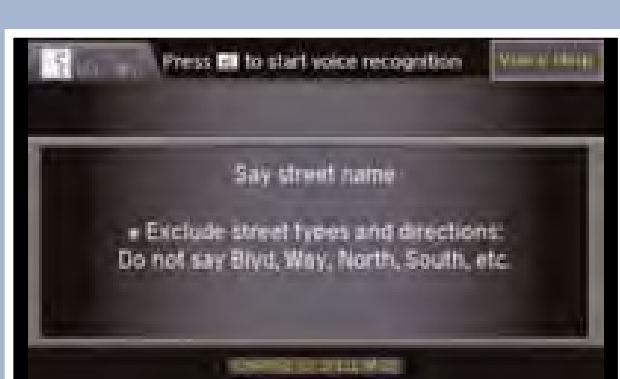
1. Say "Address."



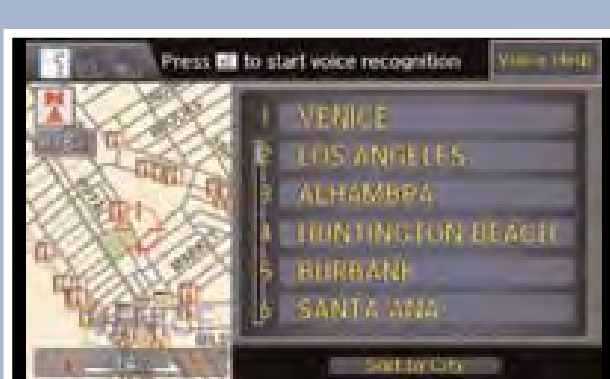
4. Say the entire street address number. For example, "1-2-3-4." If necessary, say "OK" to proceed.



2. Say "Street," then say the street name on the next screen. Do not include the direction (N, S, E, W) or type (St., Ave., Blvd., etc.).



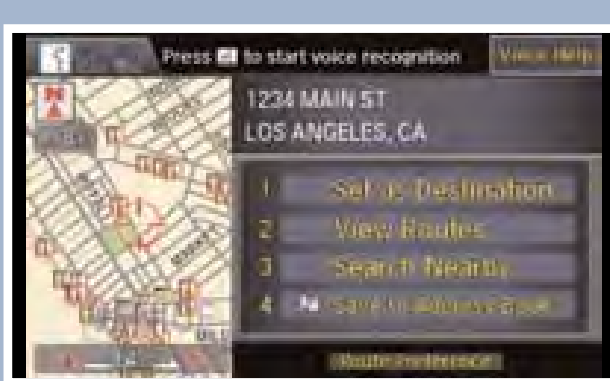
5. If the street address is in more than one city, a list of city names appears. Say the number next to the city you want to select.



3. A list of street names appears. Say the number next to the street you want.



6. Say "Set as destination" to set the route.



Note: It is recommended that you enter your destination before driving or when the vehicle is stopped.

Using the "Find Nearest" Command

Find a nearby point of interest, such as a gas station, movie theater, restaurant, etc.

Press and release the  Talk button before you say a command.

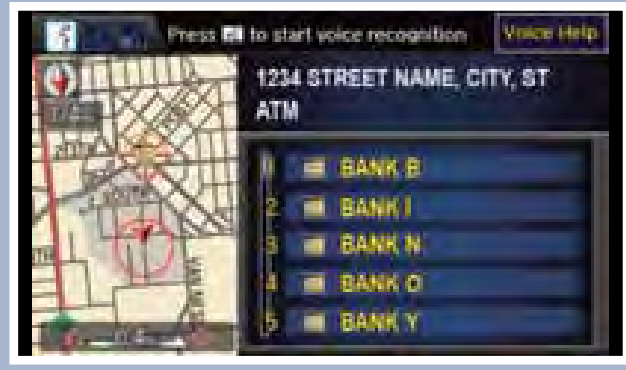
1. From the map screen, say "Find nearest ATM."



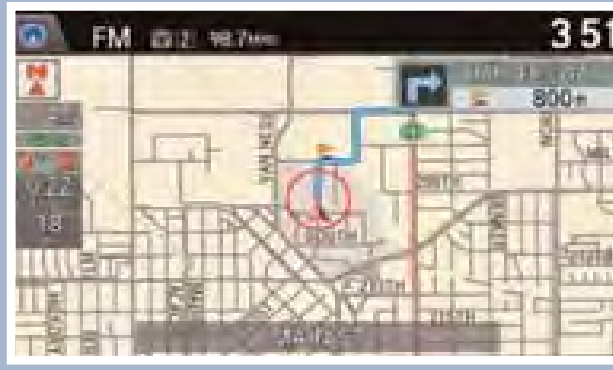
3. Say the number next to the destination you want to select.



2. A list of the nearest ATMs in your area is displayed by shortest distance to destination.



4. Say "Set as destination" to set the route.



Map Screen Legend



Driver Distraction

To reduce the potential for driver distraction, certain functions may be inoperable or grayed out while the vehicle is moving. You may have to use voice commands, stop or pull over to perform the function.

The chart below shows a list of some operations that are restricted while the vehicle is moving.

Function	Restriction Level While Driving
Navigation System	
Address	Voice command only
Place category	Not restricted
Place category scroll	Voice command only. Limited to three screens
Place name	Voice command only
Go home	Not restricted
Previous destination	Not restricted
Previous destination scroll	Voice command only. Limited to three screens
Address book	Not restricted
Address book scroll	Voice command only. Limited to three screens
Place phone number	Voice command only
Coordinate	Voice command only
Intersection	Voice command only
Map scroll	Limited use
Map point set as destination	Restricted
Destination list edit	Restricted
Route avoid street	Restricted
Route add waypoint	Restricted