

MULTI-VIEW REAR CAMERA

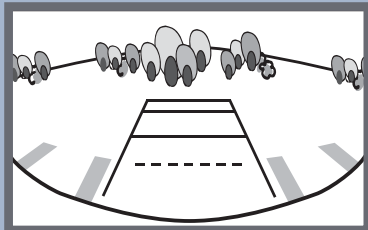
For added convenience, the area behind your vehicle is displayed to help you navigate while backing up.

How It Works

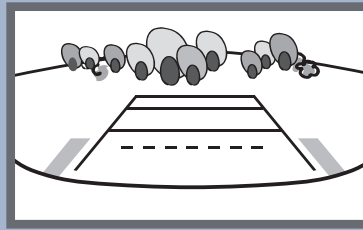
- When you shift into Reverse (R), a real-time image of the area behind your vehicle is shown in the display, along with parking guidelines.
- The rearview display turns off when you shift out of Reverse.



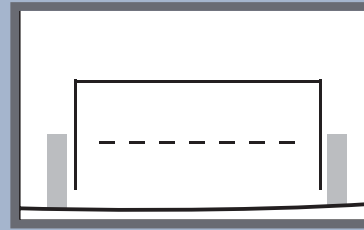
Wide (default)



Normal



Top down



Select icons on the screen to change the view.

Changing Settings

Turn the guidelines on or off.

Touch items on the screen to make selections.

1. From the HOME screen, select SETTINGS.
2. Select Camera.
3. Select Rear Camera.
4. Select one of the options.

Fixed Guidelines: Guidelines appear when you shift into Reverse. Select On or Off.

Dynamic Guidelines: Guidelines move as you turn the steering wheel. Select On or Off.

5. Press BACK to exit the menu.

