


# INTELLIGENT MULTI-INFORMATION DISPLAY (i-MID)

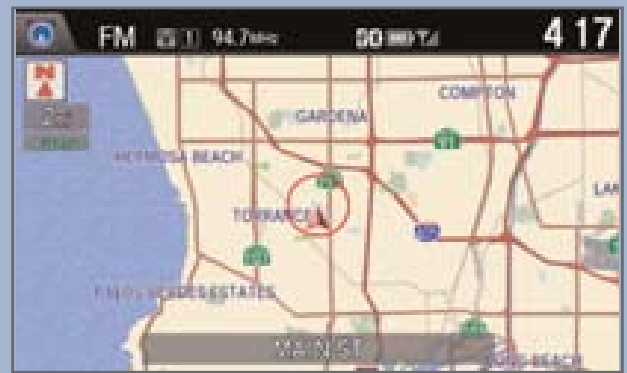
Choose what to display in the upper screen.

## Changing the Display



Press the display button to change the main displays.

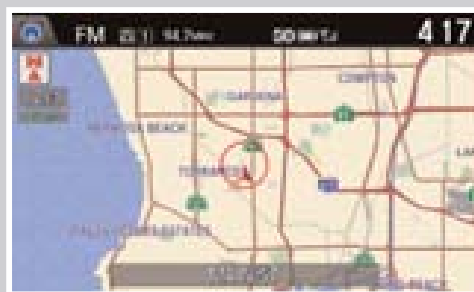
You can also press each display's corresponding button on the audio system.



## Display Options

### Navigation

Shows map or navigation information.



**Phone**  
Shows phone screen.



**Audio**  
Shows current audio information.



**Info**  
Shows trip computer and other options.

