

VOICE RECOGNITION

How It Works

The voice control system uses the steering wheel buttons and the ceiling microphone.

To reduce the potential for driver distraction, certain manual functions may be inoperable or grayed out while the vehicle is moving. Voice commands are always available.



Pick-Up button: Answer an incoming call.

Hang-Up/Back button: End a call, decline an incoming call, or cancel an operation.

Talk button: Give phone, navigation, audio, or climate control commands.



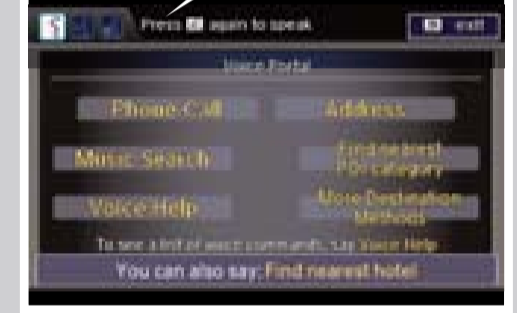
Voice Command Tips

- When the Talk button is pressed, all available voice commands are highlighted in yellow.
- To bypass the system prompts, press and release the Talk button again to give a command.
- To hear a list of available commands at any time, press and release the Talk button, then say "Voice help."
- Speak in a clear, natural voice.
- Reduce all background noise.
- Adjust the dashboard and side vents away from the microphone in the ceiling.
- Close the windows.

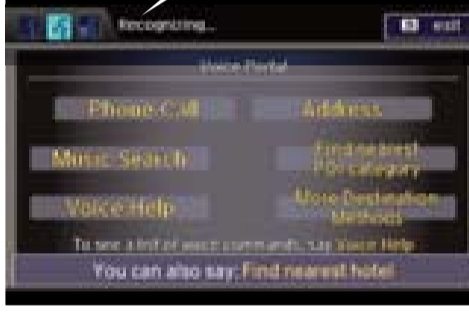
To keep your eyes on the road and hands on the wheel, use voice commands for hands-free calling, navigation, audio, and climate control. For a full list of commands, say "Voice Help."

Voice Command Portal


When you press the Talk button from any of the main screens (NAV, PHONE, INFO, AUDIO), the voice portal screen appears and the system gives you examples of voice commands that can be used.



Press the Talk button again, and the system waits for you to say a command.



The system recognizes your command.



The system confirms the command.

Commonly Used Voice Commands

Here are some examples of commonly used voice commands, most of which are accepted on the Voice Portal screen. Try some of these to familiarize yourself with the voice command system.

Press and release the Talk button before you say a command.

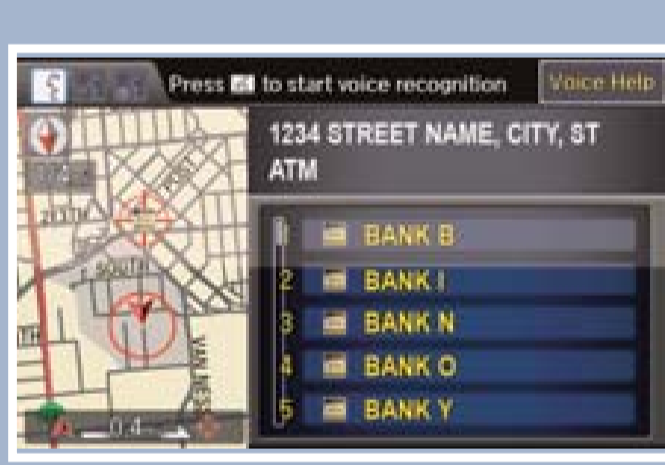
General Commands

- Display map
- Display menu
- Display phone
- Display information
- Display audio screen
- What time is it?



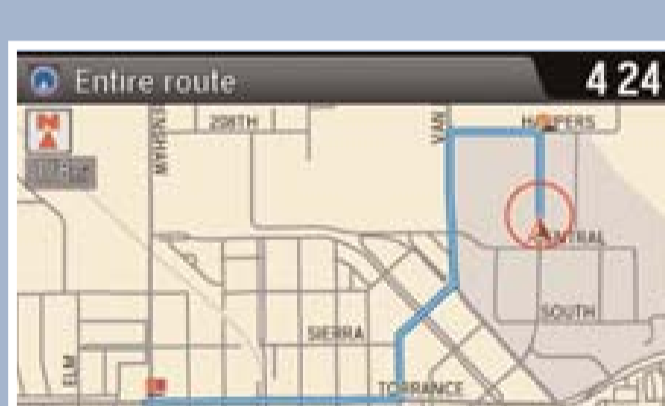
Find Place Commands

- Find nearest:
 - ATM
 - gas station
 - Mexican restaurant
 - post office
 - Honda dealer
 - airport
 - hospital
 - bank
 - charging station 120V/240V



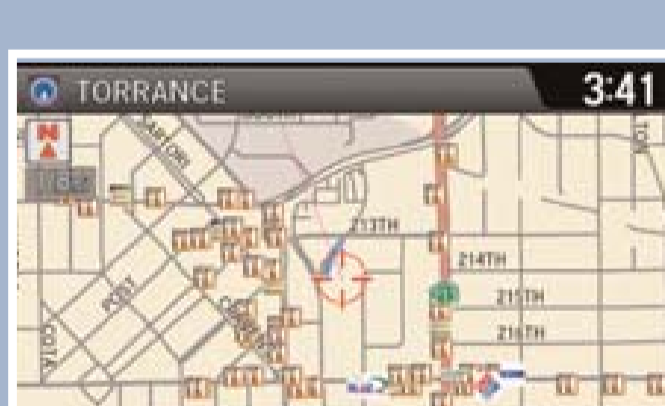
Navigation Commands

- How long/far to the destination?
- Display destination map
- Display entire route



Display Commands

- Display (or hide):
 - ATM
 - gas station
 - restaurant
 - post office
- Display north up/heading up
- Zoom in/out
- Go home
- Display current location



Press and release the Talk button before you say a command.

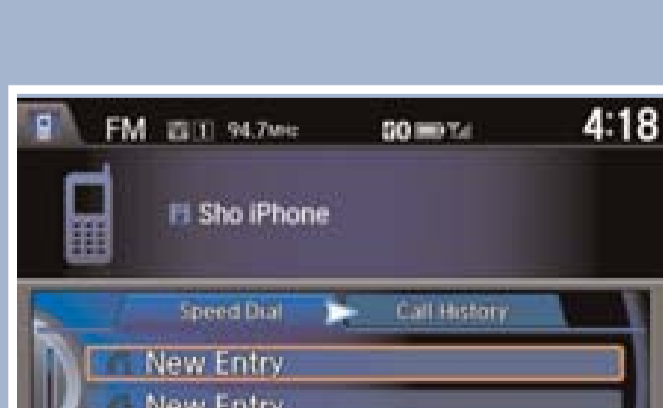
Audio Commands

- Radio on
- Radio # FM/AM
- Radio preset 1/2/3/4/5/6
- DISC play
- DISC play track #
- DISC skip forward/back
- iPod/USB/HDD play



Phone Commands

- Call by name
- Call by number



Climate Control Commands

- Air conditioner on/off
- Rear defrost on/off
- Climate control recirculate/fresh air
- Fan speed up/down
- Temperature # degrees (# = 57-87)
- Temperature max hot/cold



Help Commands

- Voice help (list of all available commands by category)

