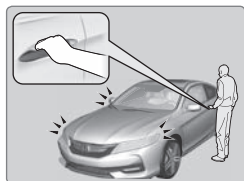


Smart Entry System*

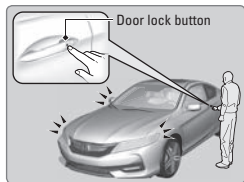
When you carry the remote transmitter (for example, in a pocket or purse) and it is outside the vehicle and within range (about 32 inches or 80 cm), you can lock or unlock the doors and trunk without handling the transmitter.

■ Unlocking/Locking the Doors

To unlock: Grab the driver's door handle when the vehicle is off to unlock the driver's door. Grab the passenger's door handle to unlock both doors.



To lock: Press the door lock button on the door handle when the vehicle is off. If the remote transmitter is inside the vehicle, the doors will not lock.



■ Unlocking the Trunk

Press the trunk release button* to unlock and open the trunk.



*if equipped

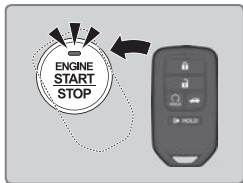
HANDLING THE UNEXPECTED

Learn about what to do in critical or emergency situations.

Smart Entry Remote Battery Strength*

If the battery life in your remote transmitter is weak, a beep sounds and the ENGINE START/STOP button indicator flashes. A message appears in the multi-information display with information on how to start the engine.*

1. Touch the back of the remote transmitter to the ENGINE START/STOP button while the indicator is flashing.
2. With the brake pedal or clutch pedal pressed, press the ENGINE START/STOP button within 10 seconds.



**if equipped*