



## Malfunction Indicators

These are the most critical indicators. If they come on and stay lit while driving or at any other time, there may be a problem. See your dealer if necessary.

### **BRAKE** Brake system

U.S.

- Brake fluid is low. Check the brake fluid (see page 137).



Canada

- The brake system has a problem. Press the brake pedal lightly to check pedal pressure. If normal, check the brake fluid level when you stop. If abnormal, take immediate action. If necessary, downshift the transmission to slow the vehicle using engine braking. Have your vehicle repaired immediately.
- If the indicator blinks (or comes on simultaneously with the amber brake system indicator), there is a problem with the electric parking brake system. Avoid using the parking brake and have your vehicle checked immediately.



### Low oil pressure

Engine oil pressure is low. Stop in a safe place. Open the hood. Check the oil level, and add oil if necessary (see page 133). If the indicator does not turn off, have your vehicle repaired immediately.



### Charging system

The battery is not charging. Turn off all electrical items, but do not turn off the vehicle to prevent further battery discharge. Have your vehicle repaired immediately.



### Supplemental Restraint System (SRS)

There is a problem with one of the airbag systems or seat belt tensioners.



### Smart Entry system\*

There is a problem with the smart entry system.

LKAS

### Lane Keeping Assist System (LKAS)\*

There is a problem with the system.

STARTER SYSTEM

### Starter system\*

There is a problem with the starter system. Press and hold the ENGINE START/STOP button for up to 15 seconds while pressing the brake pedal to manually start the engine.

ACC

### Adaptive Cruise Control (ACC) with Low Speed Follow (LSF)\*

There is a problem with the system.



### Road Departure Mitigation (RDM)\*

There is a problem with the system.

**Electric Power Steering (EPS)**

There is a problem with the system.

**Malfunction indicator lamp** (check engine light)

The emissions control system may have a problem, or the fuel cap is loose or missing. If the indicator blinks, a misfire in the engine's cylinders is detected. Stop in a safe place, and wait for the engine to cool down.

**Anti-lock Brake System (ABS)**

There is a problem with the anti-lock brake system. Your vehicle still has normal braking ability, but no anti-lock function.

**Tire Pressure Monitoring System (TPMS)** (U.S. models)

If the indicator blinks and remains on, there is a problem with the tire pressure monitoring system, or the vehicle is fitted with the compact spare tire. If the vehicle battery was disconnected, the system is temporarily deactivated. Drive a short distance at 12 mph (20 km/h) or more, and the indicator should go off.

**Vehicle Stability Assist (VSA®)**

There is a problem with the VSA system or hill start assist system. If the vehicle battery was disconnected, the system is temporarily deactivated. Drive a short distance at 12 mph (20 km/h) or more, and the indicator should go off.

**Vehicle Stability Assist (VSA®) OFF**

If the vehicle battery was disconnected, the system is temporarily deactivated. Drive a short distance at 12 mph (20 km/h) or more, and the indicator should go off.

**Collision Mitigation Braking System™ (CMBS™)\***

There is a problem with the system, the temperature is too high, or the camera is blocked.

**Brake system**

There is a problem with one of the braking systems, the electric parking brake system, or the automatic brake hold system.



*\*if equipped*

## Condition Indicators

These indicators may require you to perform an action.

### **BRAKE**

U.S.

#### **Parking brake**

Release the parking brake before driving. You will hear a beep if you drive with it not fully released.



Canada



#### **Seat belt reminder**

Make sure seat belts are fastened for you and all passengers. The indicator blinks and beeps sound continuously if you or your front passenger has not fastened your seat belts when you begin driving. If the indicator remains on after seat belts are fastened, see your dealer.



#### **Door/trunk open**

A door or the trunk is not closed. A beep sounds if open while driving.



#### **Low fuel**

Refuel as soon as possible. If the indicator blinks, there is a problem with the fuel gauge. See your dealer.



#### **Low tire pressure\***

Stop in a safe place, check tire pressures, and inflate tire(s) if necessary. The indicator also appears if the system has not been calibrated (see page 118).



#### **Washer fluid level (Canadian models)\***

The washer fluid is low. Refill the washer fluid (see page 137).



#### **System message\***

When a condition or malfunction indicator comes on, a message also appears on the Driver Information Interface. Check the display for more information. Press the display/information button on the steering wheel to clear the message.



#### **Maintenance Minder™\***

Scheduled maintenance for your vehicle is due.



#### **Immobilizer/security system**

Your key or remote transmitter cannot be recognized by the vehicle. If the indicator blinks, you may not be able to start the engine. Turn the vehicle off, remove the key from the ignition\*, press and hold the brake pedal, and restart the vehicle. If it continues to blink, there may be a problem with the system. See your dealer.

*Canadian models:* To reset the immobilizer system, follow the steps above after the battery has been disconnected.

















## Brake depress

You must press the brake pedal before activating the electric parking brake or automatic brake hold. If the indicator blinks, automatic brake hold is canceled during operation. Immediately press the brake pedal.

## On/Off Indicators

These indicators remind you when an item is on or off.

	VSA off		Turn signals/hazards on
	VSA engaged (blinking)		Fog lights* on
	CRUISE MAIN on		High beams on
	CRUISE CONTROL on		Exterior lights on
	ACC* on		ECON mode* on
	CMBST™* off		Automatic brake hold on
	LKAS* on		Automatic brake hold activated