

INTELLIGENT MULTI-INFORMATION DISPLAY (i-MID)

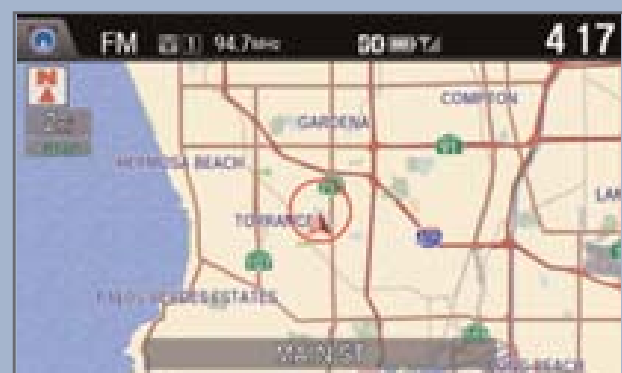
Choose what to display in the upper screen.

Changing the Display



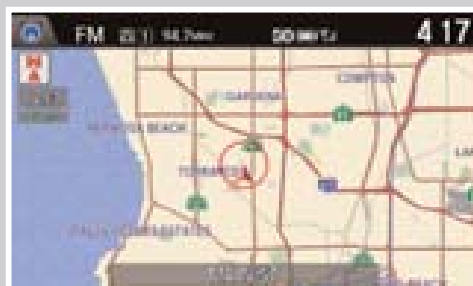
Press the display button to change the main displays.

You can also press each display's corresponding button on the audio system.



Display Options

Navigation
Shows map or navigation information.



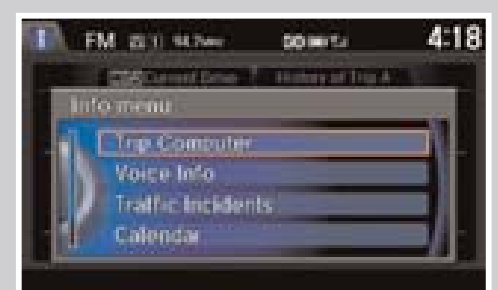
Phone
Shows phone screen.



Audio*
Shows current audio information.



Info
Shows trip computer and other options.



*Front audio information is shown by default. Press REAR AUDIO to display rear audio information.