


Smart Entry System*

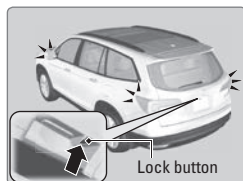

When you carry the remote transmitter (for example, in a pocket or purse) and it is outside the vehicle and within range (about 32 inches or 80 cm), you can lock or unlock the doors and tailgate without handling the transmitter.

■ Unlocking/Locking the Doors

To unlock: Grab the driver's door handle when the vehicle is off to unlock the driver's door. Grab the front passenger's door handle to unlock all doors.



To lock: Press the door lock button on either front door handle or the tailgate when the vehicle is off. If the remote transmitter is inside the vehicle, the doors will not lock.



■ Walk Away Auto Lock*

When you walk away from the vehicle while carrying the remote transmitter, the doors and tailgate can automatically lock if the following conditions are met:

- The remote transmitter is within a range of 6 feet (2 m).
- All doors and the tailgate are closed.
- There is not an additional remote transmitter inside the vehicle.

When you are within the range, the system is activated and a beep sounds. When you go outside the range, the lights flash and a beep sounds again. The doors and tailgate automatically lock.

To turn on this feature, follow the steps below:

1. From the HOME screen, select Settings.
2. Select Vehicle.
3. Select Keyless Access Setup.
4. Select Walk Away Auto Lock.
5. Select Enable.
6. Select BACK to exit the menus.