

■ USB Port

Connect a USB flash drive or other audio device, such as an iPod or iPhone®. Install the flash drive or cable connector to the USB port.


Models with color audio system

The USB port (1.0A) is in the front console and is for playing audio and charging devices.

Models with Display Audio

The USB port (1.5A) is in the front console and is for playing audio, charging devices, and connecting to Apple CarPlay or Android Auto.

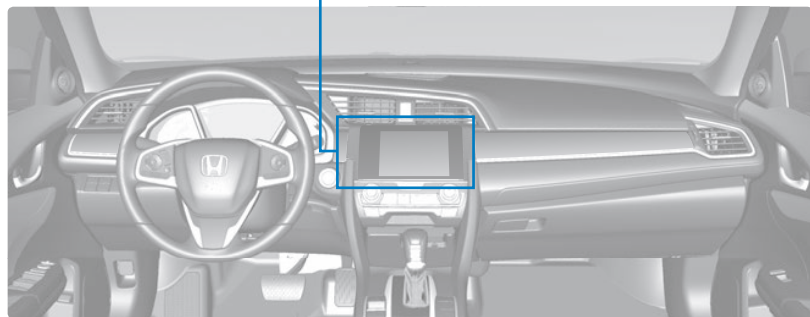
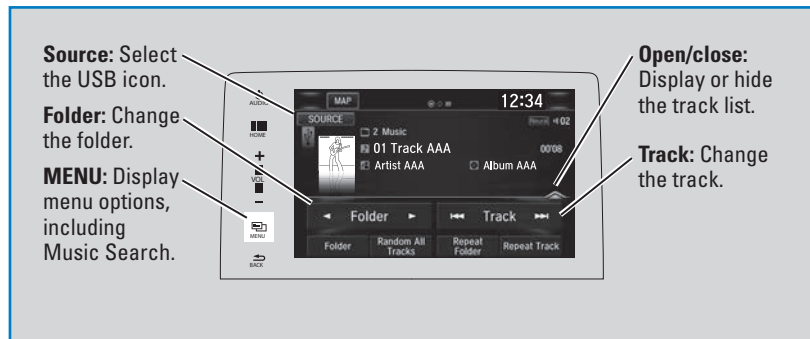
An additional port (1.0A) is inside the center console. It can be used for playing audio and charging devices.



Models with Display Audio

USB Flash Drive

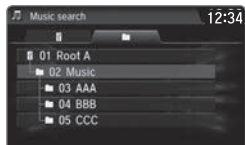
Play and operate a USB flash drive through the vehicle's audio system. Connect your device to the USB port.



■ Searching for Music

Use the touchscreen to search for tracks stored on the USB flash drive.

1. From the audio screen, press MENU.
2. Select Music Search.
3. Select a folder.
4. Select the track you want to play.



On vehicles with navigation, you can also search for and play music from the flash drive using Song By Voice.