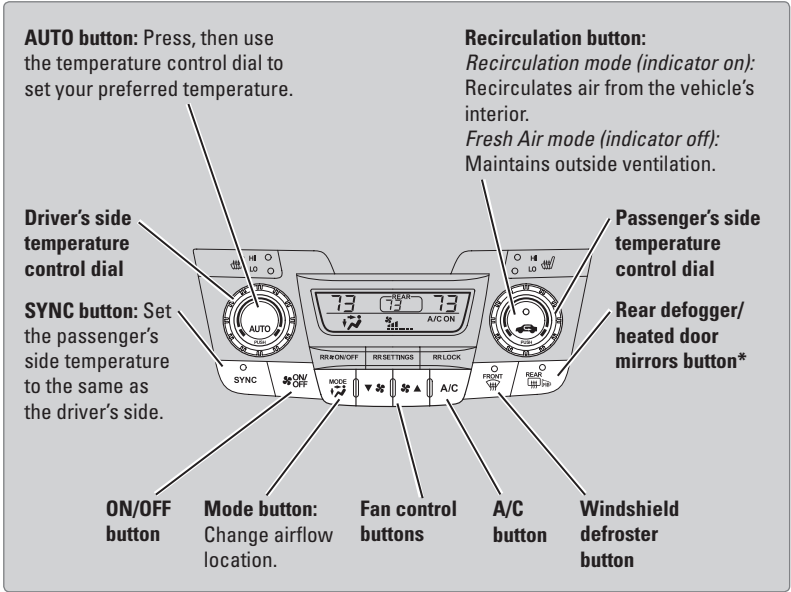


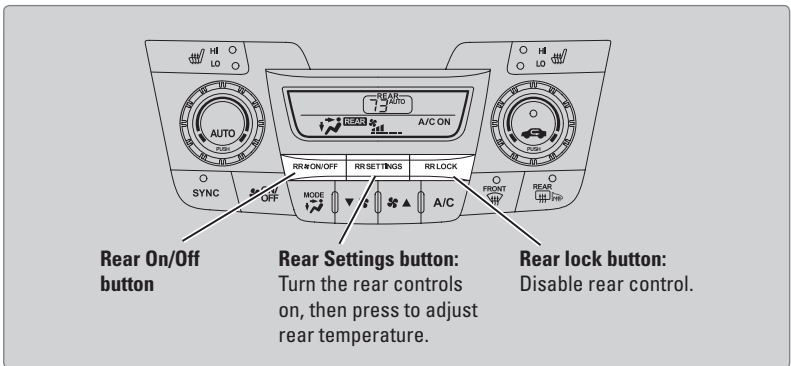
Climate Control System*

The automatic climate control system can maintain your preferred interior temperature by selecting the proper mix of heated or cooled air and fan speed. Use the buttons on the dashboard to control both front and rear operation.

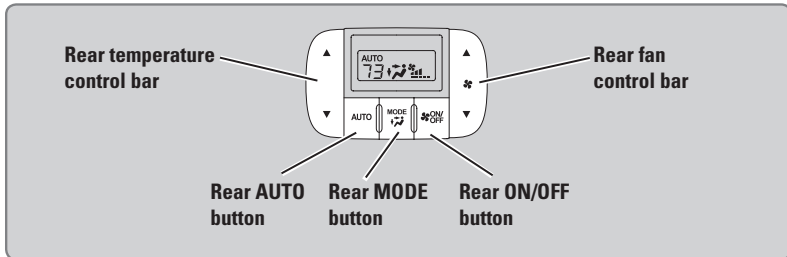
Front Operation



Rear Operation



You can also operate the rear climate control using the rear controls located on the ceiling above the right second-row passenger.



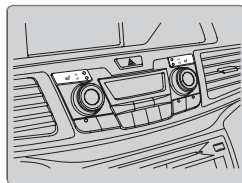
Seat Heaters*

Quickly warm the front seats when the vehicle is on. The appropriate indicator appears for each setting.

Press the seat heater button on the dashboard to cycle through low, high, and off.

LO: Slowly warm the seat, or to maintain continuous heating.

HI: Quickly warm the seat. If left in HI, the heater cycles on and off.



WARNING

Heat-induced burns are possible when using seat heaters.

Persons with a diminished ability to sense temperature (e.g., persons with diabetes, lower-limb nerve damage, or paralysis) or with sensitive skin should not use the seat heaters.