

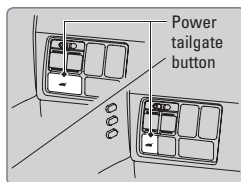
Power Tailgate Operation*

Use these methods to operate the power tailgate.

■ Power Tailgate Button

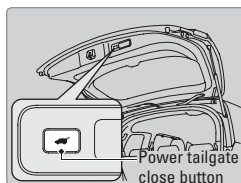
The vehicle must be in Park (P) with all doors unlocked.

Press and hold the power tailgate button on the dashboard to open the tailgate. Press it again at any time to close it.



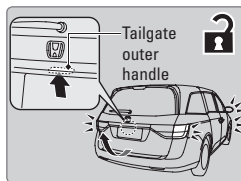
■ Power Tailgate Close Button

Press the power tailgate close button to automatically close the tailgate. Press it again at any time to reverse the tailgate direction.



■ Manual Opening

Press and hold the tailgate release button until you hear three beeps. The tailgate unlatches and you can open it manually.



⚠ WARNING

Closing the power tailgate while anyone is in the path of the tailgate can cause serious injury.

Make sure everyone is clear before closing the tailgate.

NOTICE

Do not push or pull on the power tailgate when it is being automatically opened or closed. Forcibly opening or closing the power tailgate while in operation can deform the tailgate frame.