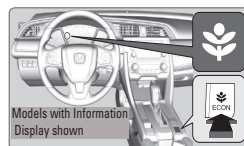


## Eco Assist™ System\*

Can help improve fuel economy by adjusting the performance of the engine, transmission, heating/climate control system, and cruise control\*.

### ■ ECON Button

Press the ECON button behind the shift lever to turn the system on or off. The ECON Mode indicator appears when the system is turned on.




### ■ Ambient Meter

Color-coded bars change based on your driving style and brake or accelerator pedal operation.

**Green:** Fuel-efficient driving

**Light green:** Moderate acceleration/deceleration

**White:** Aggressive acceleration/deceleration

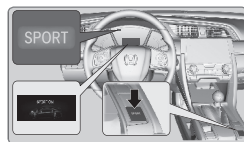


## SPORT Mode\*

Enhances the feelings of responsiveness and performance.

### ■ SPORT Button

Press the SPORT button behind the shift lever to turn the system on or off. The SPORT Mode indicator appears when the system is turned on. SPORT mode resets to off when you turn off the vehicle. The mode may not be changed under some driving conditions.



## Vehicle Stability Assist (VSA®)

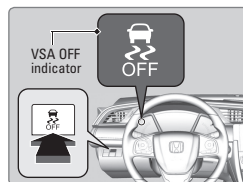
Also known as Electronic Stability Control, VSA helps to stabilize the vehicle during cornering if the vehicle turns more or less than what was intended. It assists in maintaining traction on slippery surfaces by regulating engine output and selectively applying the brakes.

### ■ Turning VSA On or Off

Press and hold the VSA OFF button until you hear a beep to turn VSA on or off. The VSA OFF indicator appears when the system is off.

Traction control stops fully functioning, which may make it easier when trying to free your vehicle if it is stuck in mud or snow.

VSA is turned on every time you start the engine, even if you previously turned it off. If you turn VSA off, your vehicle has normal braking and cornering ability, but traction and stability enhancement become less effective.



*\*if equipped*