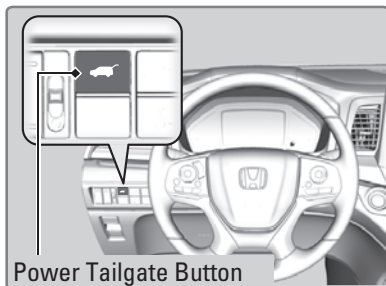


■ Power Tailgate Button

The vehicle must be in Park (P) with all doors unlocked.

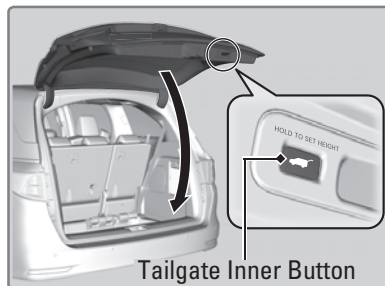
Press and hold the power tailgate button on the dashboard until the tailgate starts to open. Press it again to stop, or press and hold until it reverses.



■ Power Tailgate Inner Button

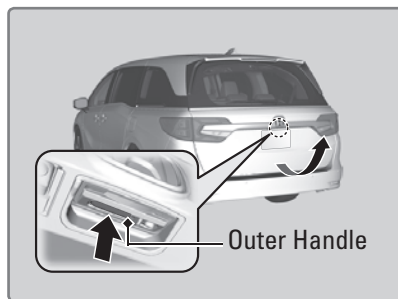
Press the tailgate inner button to automatically close the tailgate.

Press it again at any time to stop it. Press again to reverse the tailgate direction.



■ Manual Opening

Press and hold the tailgate outer handle longer than one second. The tailgate unlatches and you can open it manually.



⚠ WARNING

Closing the power tailgate while anyone is in the path of the tailgate can cause serious injury.

Make sure everyone is clear before closing the tailgate.

NOTICE

Do not push or pull on the power tailgate when it is being automatically opened or closed. Forcibly opening or closing the power tailgate while in operation can deform the tailgate frame.

■ Programmable Tailgate Position

You can set the maximum opening of the tailgate to suit your needs.

1. Manually adjust the tailgate to your desired position.
2. Press and hold the tailgate inner button until you hear one long and two short beeps.

