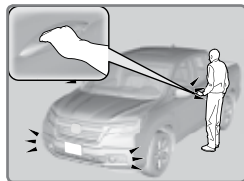


## Smart Entry System


When you carry the remote transmitter (for example, in a pocket or purse) and it is outside the vehicle and within range (about 32 inches or 80 cm), you can lock or unlock the doors and trunk without handling the transmitter.

### ■ Unlocking / Locking the Doors and Trunk

**To unlock:** Grab the driver's door handle when the vehicle is off to unlock the driver's door. Grab the front passenger's door handle to unlock all the doors and the trunk. You can customize this feature's behavior.



**To lock:** Press the door lock button on either front door handle. If the remote transmitter is inside the vehicle, neither the doors nor trunk will lock.



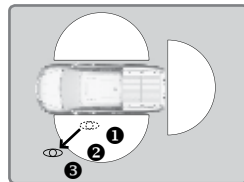
### ■ Walk Away Auto Lock

When you walk away from the vehicle while carrying the remote transmitter, the doors and trunk can automatically lock if the following conditions are met:

- The remote transmitter is within a range of 8 feet (2.5 m).
- All doors are closed.
- There is not an additional remote transmitter inside the vehicle.

Follow these steps (see diagram)

1. Exit the vehicle, close the door and stay near it. Listen for a beep. The system is activated.
2. Walk at least 8 feet (2.5 m) away.
3. Listen for a beep and look for the lights to flash. The doors lock.



To turn on this feature, follow these steps:

1. From the HOME screen, select Settings.
2. Select Vehicle.
3. Select Door/Window Setup.
4. Select Walk Away Auto Lock.
5. Select Enable.