

NAVIGATION

Learn how to enter a destination and operate the navigation system*1.

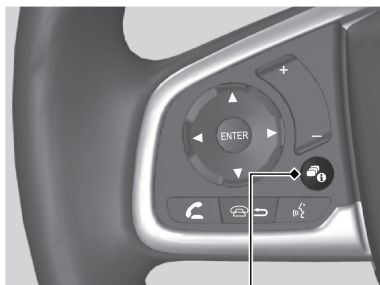
Basic Navigation Operation

A real-time navigation uses GPS and a map database to show your current location and help guide you to a desired destination. You can operate the system using voice commands or the system controls.

To reduce the potential of driver distraction, certain manual functions may be inoperable or grayed out while the vehicle is moving. Voice commands are always available.

■ Steering Wheel Controls

Use the steering wheel controls to give voice commands.



 Button

- Go Home
- Recent Destination
- Calculation Mode
- Saved Places
- Stop
- Add New Address

■ Talk Button Tips

The system recognizes commands in the Voice Command Index, see Voice Portal Commands.

- When using the Talk button, wait for a beep before saying a command.
- To bypass the system prompts, simply press the Talk button again to say your command.
- Speak in a clear, natural voice.
- Reduce all background noise.

*1 - If equipped

- Adjust the dashboard vents away from the microphone in the ceiling.
- Close the windows and moonroof*1.

■ System Guidance Volume

1. Press the Home button.
2. Select Settings.
3. Select System.
4. Select the Sound/Beep tab.

■ Navigation Display and Controls

Touch icons on the screen to enter information and make selections.



Entering Your Destination

There are several methods to enter a destination.

■ Home Address

Store your home address in the system so you can easily route to it.

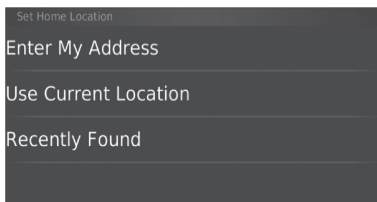
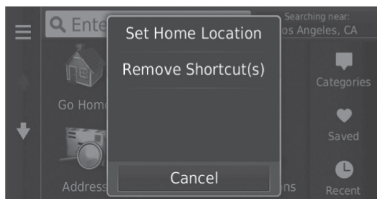
NAVIGATION

1. Press the MAP button.
2. Select the Where to button.
3. Select Menu and then select Set Home Location.

Select Use Current Location to set home location.

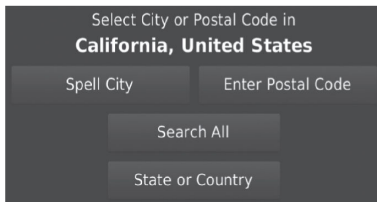
If selecting Enter My Address, Recently Found or Saved Place, proceed to steps 4 and 5.

4. Select the home location.
5. Select Select.



■ Street Address

1. Select Navigation.
2. Select the search icon.
3. Select Address.
4. Enter an address.



Routing

After a destination is set, you can alter or cancel your route.

■ Map Legend



⚠ WARNING

Using the navigation system while driving can take your attention away from the road, causing a crash in which you could be seriously injured or killed.

Operate system controls only when the conditions permit you to safely do so.

VOICE COMMAND INDEX

Learn about the available voice commands to help you operate the vehicle. The system recognizes only those commands shown here. Press the TALK button before you say a command.

Voice Portal Commands

When you press the TALK button, the Voice Portal screen appears. Say one of the options, and follow the system prompts.

- Phone
- Audio
- Navigation*²

Navigation Commands*²

When you press the Talk button and say “*Navigation*,” you can say one of the options below. Follow the system prompts.

- Show/View map
- Go home
- Find address
- Stop route
- Detour
- Find city
- Recent Places
- Find intersection

**2 - Models with navigation only*

**1 - If equipped*