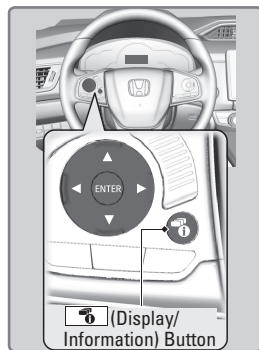


Driver Information Interface (DII)

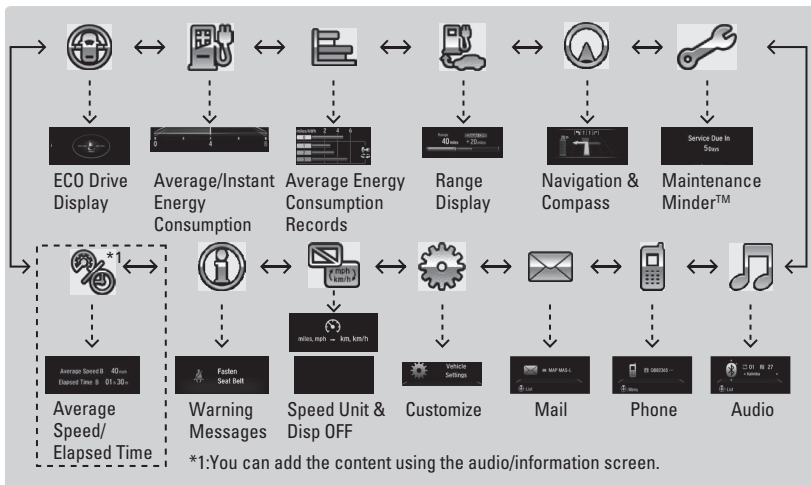
Consists of several displays that provide you with useful information.

Press the Display/Information button
see the current display.



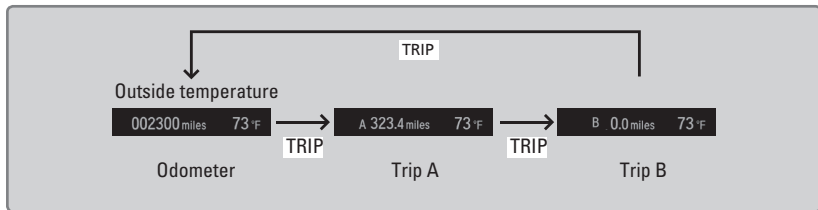
■ Main Displays

Press ◀ or ▶ button to cycle through the displays shown below. Press ENTER to see detailed information.



■ Lower Displays

Press the TRIP button to cycle through the displays shown below:



■ Energy Usage Meter

Shows the amount of energy being consumed by the drive system and the climate system.

