

HondaLink®

Provides you with useful information about your vehicle directly from Honda.

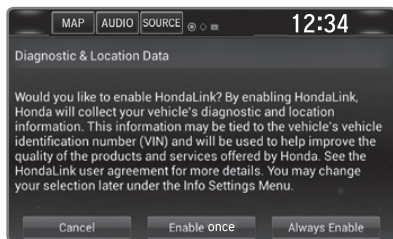
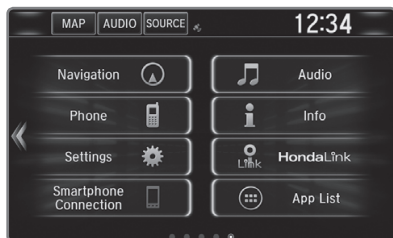
Visit automobiles.honda.com/handsfreelink (U.S) or phone (888) 528-7876 (U.S. and Canada) to check phone compatibility. Standard data rates may apply with your phone service provider.

To get more information on HondaLink, visit www.hondalink.com (U.S.) or honda.ca/hondalink (Canada).

■ HondaLink Connection

Follow the steps below to connect to HondaLink and use its features:

1. Download the HondaLink Connect app to your compatible smartphone.
2. Pair your phone to *Bluetooth HandsFreeLink*.
3. From the HOME screen, select HondaLink.
4. Select Diagnostics & Location Data. Select on.
5. Certain features require you to send vehicle information to Honda. Select Enable Once, Always Enable, or Cancel.



■ HondaLink Menu

Select a menu option.

Places*: Display restaurants, gas stations, and other locations. You can send a location to the navigation system and set a route.

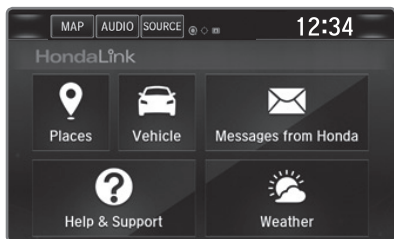
Vehicle: Displays instructional messages when your vehicle needs service.

Help & Support: Displays tips for vehicle usage, get roadside assistance, or contact customer service.

Messages from Honda: Displays helpful and important information from Honda.

If you have a new message, a message notification appears at the top of the screen and a beep sounds. You can swipe down to view the message from any screen.

Weather*: Display a weekly five-day weather forecast for any location.



HondaLink® Service

If your vehicle's airbags deploy or if the unit detects that the vehicle is severely impacted, your vehicle automatically attempts to connect to an operator. Your phone must be paired to the system and have good cellular connection. Visit www.hondalink.com (U.S.) or honda.ca/hondalink (Canada) for more information.

**if equipped*