

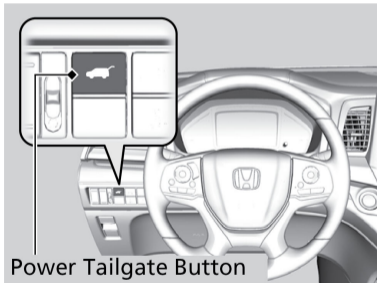
Tailgate Operation

Use these methods to operate the tailgate.

■ Power Tailgate Button

To open or close the power tailgate, press the power tailgate button for about one second.

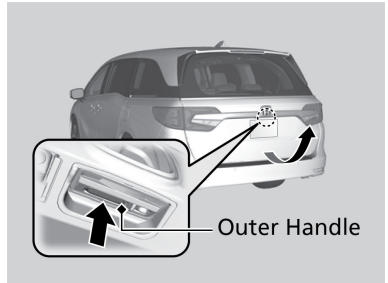
If you press the button again while the power tailgate is moving, it will stop. Press the button for about one second, and the power tailgate will reverse direction.



■ Power Tailgate Outer Handle

Automatic Operation

If you press the outer handle of the tailgate for no longer than one second, the tailgate opens automatically.



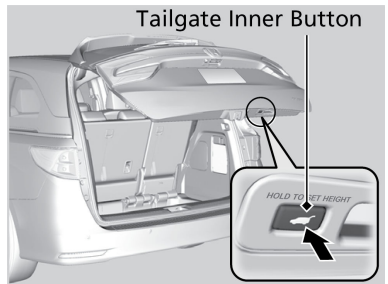
Manual Operation

If you want to open the tailgate manually, press the button for more than one second.

■ Programmable Tailgate Position

You can set the maximum opening of the tailgate to suit your needs.

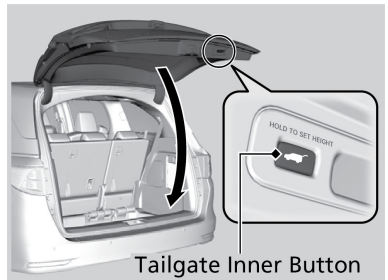
1. Manually adjust the tailgate to your desired position.
2. Press and hold the tailgate inner button until you hear one long and two short beeps.



■ Power Tailgate Inner Button

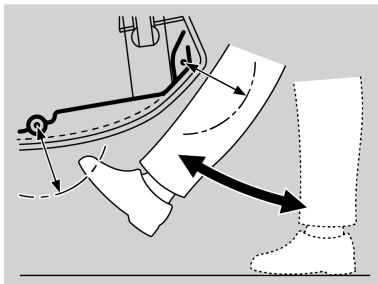
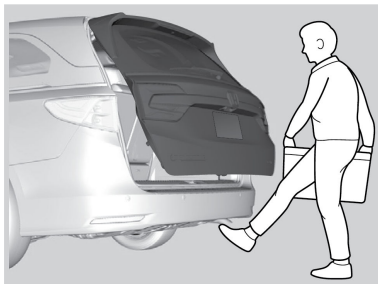
Press the button on the tailgate to close the power tailgate.

If you press the button again while the power tailgate is moving, it will stop. Press and release the button again, and the power tailgate will reverse direction.



■ Power Tailgate Hands Free Access*1

Use a forward and back kicking motion under the center of the rear bumper to open or close the power tailgate while carrying the keyless access remote.



**1 - If equipped*