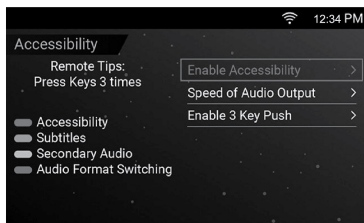



■ Rear Entertainment System Accessibility

The Blu-ray/DVD Rear Entertainment System (RES) supports an accessibility function which allows the user to enable audio feedback of on-screen operations through the wireless and wired headphones.

Selecting the Accessibility Function

1. Press the Power button on the remote (from the rear seat).
2. Select Accessibility and then press the Enter button on the remote.



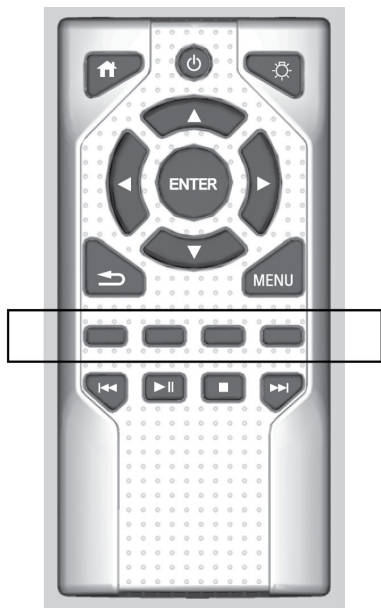
The following items are available:

Enable Accessibility: Turns the accessibility mode ON or OFF. The default setting is OFF.

Speed of Audio Output: Adjusts to increase or decrease the speed of audio output.

Enable 3 Key Push: Turns the 3-button push behavior ON or OFF.

To Change Function Status



Press any of the following colored buttons on the RES remote three times to turn a function on or off, or to change a function setting.

- | | |
|-----------------------|------------------------|
| Red button: | Accessibility |
| Green button: | Subtitles |
| Yellow button: | Secondary Audio |
| Blue button: | Audio Format Switching |