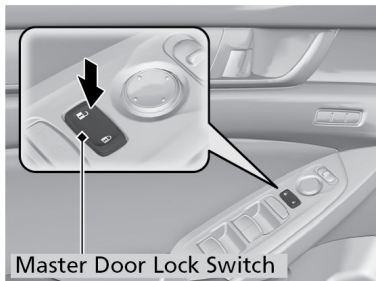


### ■ **How to Refuel**

1. Stop your vehicle with the service station pump on the left side of the vehicle in the rear.
2. Turn off the engine.

- Unlock the driver's door using the master door lock switch. The fuel fill door on the outer side of the vehicle will unlock.



- Press the area indicated by the arrow to release the fuel fill door. You will hear a click.
- Place the end of the filler nozzle on the lower part of filler opening, then insert it slowly and fully.

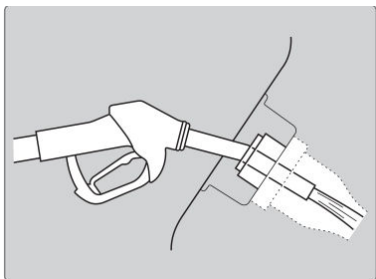
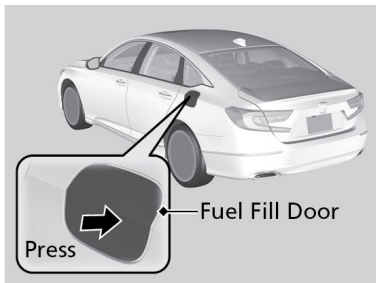
Make sure that the end of the filler nozzle goes down along with the filler pipe.

Keep the filler nozzle level.

When the tank is full, the filler nozzle will click off automatically.

After filling, wait about five seconds before removing the filler nozzle.

- Shut the fuel fill door by hand.



### **⚠ WARNING**

Gasoline is highly flammable and explosive.

You can be burned or seriously injured when handling fuel.

- Stop the engine and keep heat, sparks, and flame away.
- Handle fuel only outdoors.
- Wipe up spills immediately.

### Refueling from a Portable Fuel Container

If you need to refuel your vehicle from a portable fuel container, use the funnel provided with your vehicle.

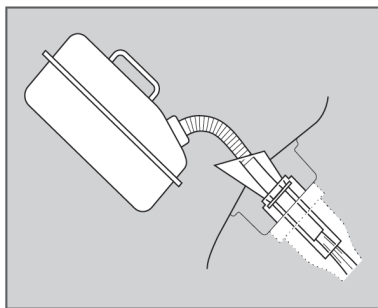
- Turn off the engine.

2. Press on the edge of the fuel fill door until you hear a click when the driver's door is unlocked. The fuel fill door opens.
3. Take the funnel out of the tool case in the trunk.
4. Place the end of the funnel on the lower part of the filler opening, then insert it slowly and fully.

Make sure that the end of the funnel goes down along with the filler pipe.



5. Fill the tank with fuel from the portable fuel container. Pour fuel carefully so you do not spill any.
6. Remove the funnel from the filler neck. Wipe up any fuel from the funnel before storing it.
7. Shut the fuel fill door by hand.



### NOTICE

Do not insert the nozzle of a portable fuel container or any funnel other than the one provided with your vehicle. Doing so can damage the fuel system. Do not try to pry open or push open the sealed fuel tank with foreign objects. This can damage the fuel system and its seal.