

NAVIGATION

Learn how to enter a destination and operate the navigation system*1.

Basic Navigation Operation

A real-time navigation uses GPS and a map database to show your current location and help guide you to a desired destination. You can operate the system using voice commands or the system controls.

To reduce the potential of driver distraction, certain manual functions may be inoperable or grayed out while the vehicle is moving. Voice commands are always available.

Steering Wheel Controls

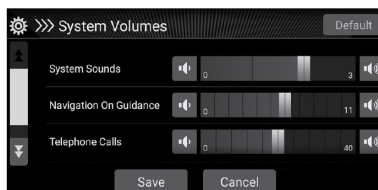
Use the steering wheel controls to give voice commands.



Left Selector Wheel  Home Button

System Guidance Volume

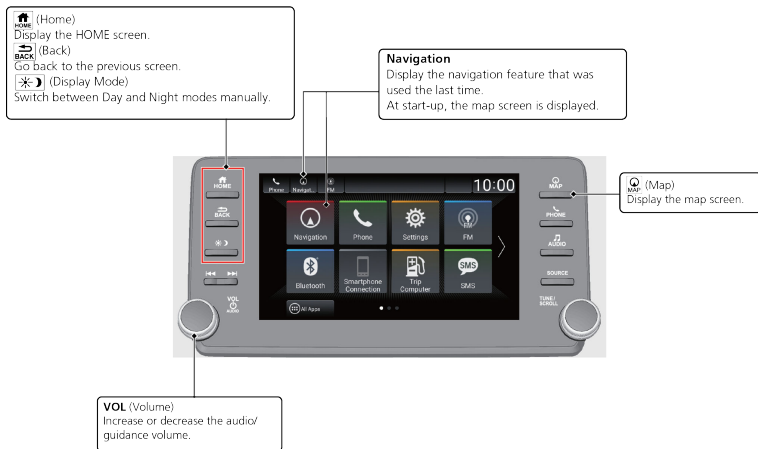
1. Press the Home button.
2. Select Settings.
3. Select System.
4. Select System Volumes.
5. Select System Volumes.



Navigation Display and Controls

Touch icons on the screen to enter information and make selections.

*1 - If equipped



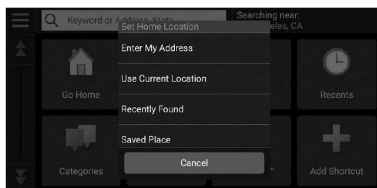
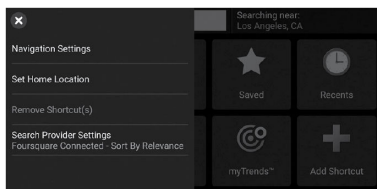
Entering Your Destination

There are several methods to enter a destination.

■ Home Address

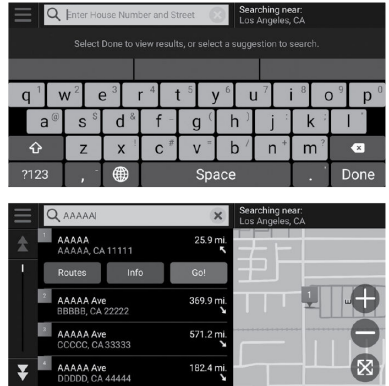
Store your home address in the system so you can easily route to it.

1. Select Set Home Location.
2. Select an option.
Select Use Current Location to set home location.
If selecting Enter My Address, Recently Found or Saved Place, proceed to steps 3 and 4.
3. Select the home location.
4. Select Select.



Street Address

1. Select the Map icon.
2. Select the Search icon.
3. Select Search Tools.
4. Select Address.
5. Enter the house number and street name. Select Done or a suggestion.
6. Select your destination from the list. Select Go!.



Routing

After a destination is set, you can alter your route or cancel your route.

Map Legend



⚠ WARNING

Using the navigation system while driving can take your attention away from the road, causing a crash in which you could be seriously injured or killed.

Operate system controls only when the conditions permit you to safely do so.