

NAVIGATION

Learn how to enter a destination and operate the navigation system*1.

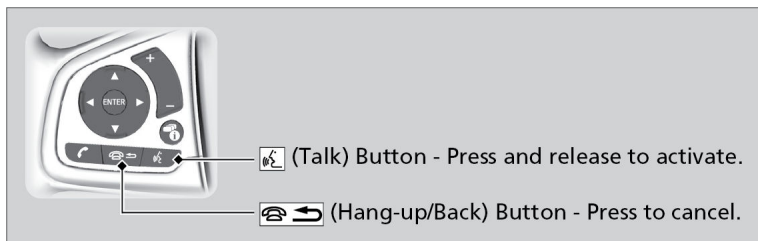
Basic Navigation Operation

A real-time navigation uses GPS and a map database to show your current location and help guide you to a desired destination. You can operate the system using voice commands or the system controls.

To reduce the potential of driver distraction, certain manual functions may be inoperable or grayed out while the vehicle is moving. Voice commands are always available.

■ Steering Wheel Controls

Use the steering wheel controls to give voice commands.




■ System Guidance Volume

Adjust the navigation system volume.

1. From the Home screen, select Settings.
2. Select System.
3. Select the Sound/Beep tab.
4. Adjust the Guidance Volume level.

■ Navigation Display and Controls

Touch icons on the screen to enter information and make selections.



Entering Your Destination

There are several methods to enter a destination.

■ Home Address

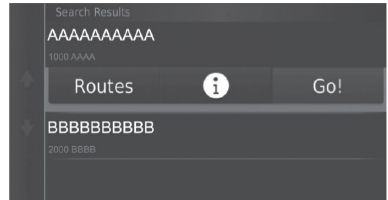
Store your home address in the system so you can easily route to it.

1. Select the Map button.
2. Select the Search icon.
3. Select menu.
4. Select Set Home Location.
5. Select an option.

Select Use Current Location to set home location.

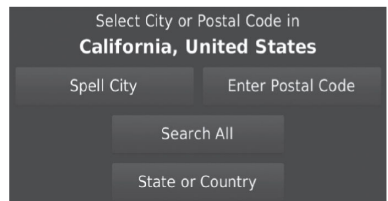
If selecting Enter My Address or Recently Found, proceed to steps 6 and 7.

6. Select the home location.
7. Select Select.



■ Street Address

1. Select the Map icon.
2. Select the Search icon.
3. Select Address.
4. Enter an address.



Routing

After a destination is set, you can alter or cancel your route.

■ Map Legend



⚠ WARNING

Using the navigation system while driving can take your attention away from the road, causing a crash in which you could be seriously injured or killed.

Operate system controls only when the conditions permit you to safely do so.