

## Climate Control System

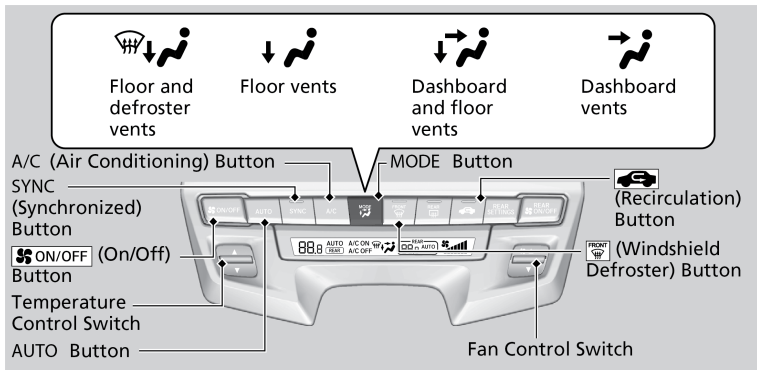
The automatic climate control system maintains the interior temperature you select. The system also selects the proper mix of heated or cooled air that raises or lowers the interior temperature to your preference as quickly as possible.

**Models with Auto Idle Stop** - During idle-stops, air-conditioning is suspended, and only the blower remains active.

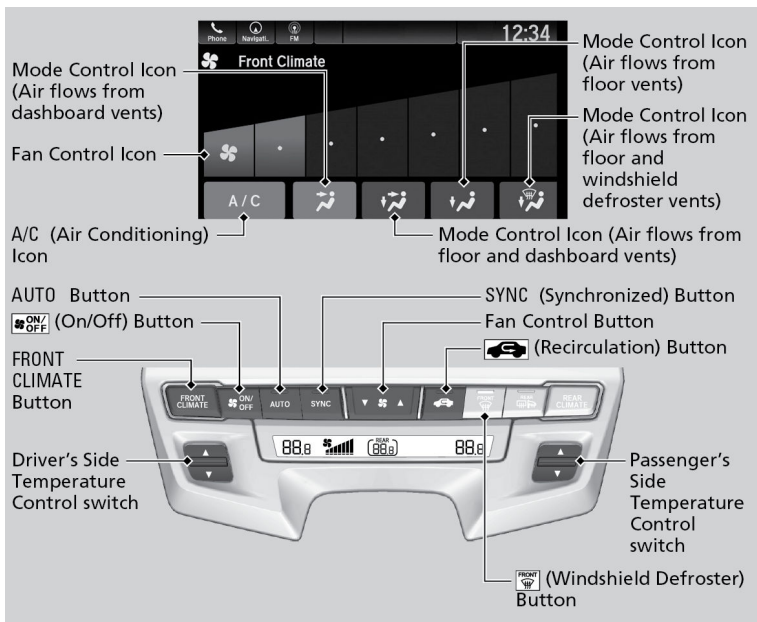
If you do not want air-conditioning suspended, press the Auto Idle Stop **OFF** button to cancel idle-stop. (See Auto Idle Stop)

## ■ Front Operation - Climate Control System

### Automatic Climate Control - Dual Zone Climate Control System

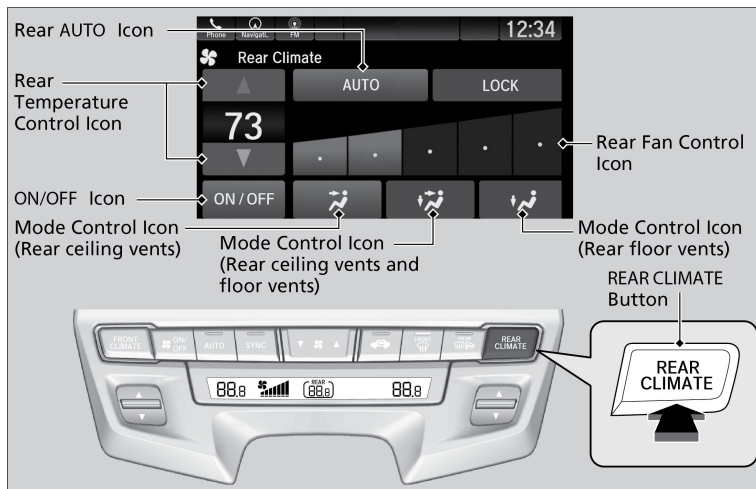


### Automatic Climate Control - Tri-Zone Climate Control System

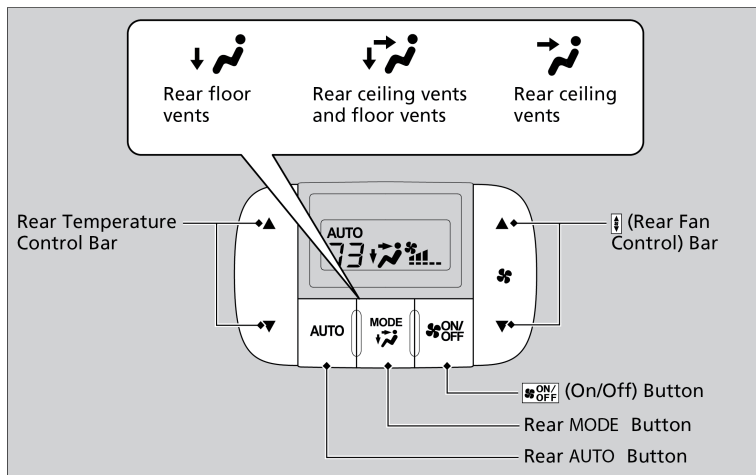


**Rear Operation**

**Rear Operation from the Front Panel - Tri-zone Climate Control System**



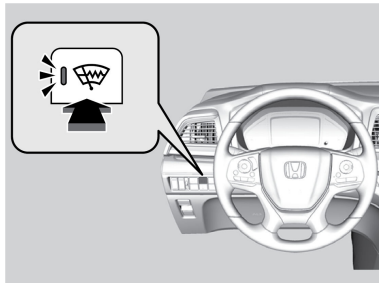
**Rear Operation from the Rear Panel - Tri-zone Climate Control System**



### ■ Heated Windshield Button\*3

Press the heated windshield button to deice the windshield at the wiper park area and along the driver side edge of the windshield when the power mode is in ON. The heated windshield will automatically switch off after 15 minutes.

When the power mode is set to ON and the outside temperature is below 39°F (4°C), the heated windshield may automatically activate. The system deactivates itself once the outside temperature reaches 43°F (6°C).



### ■ Heated Steering Wheel\*1

The power mode must be in ON to use the heated steering wheel. Press the button on the right side of the steering wheel. The heated steering wheel is turned off every time you start the engine, even if you turned it on the last time you drove the vehicle.

