

Opening and Closing the Trunk

Precautions for Opening/Closing the Trunk

■ Opening the trunk

Open the trunk all the way.

- ▶ If it is not fully opened, the trunk lid may begin to close under its own weight.

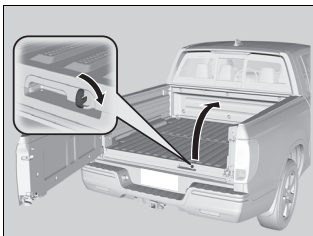
■ Closing the trunk

Keep the trunk lid closed while driving to:

- ▶ Avoid possible damage.

Using the key

If the smart entry remote battery or the vehicle battery is dead, use the key instead of the smart entry remote.



1. Swing open the tailgate.
2. Fully insert the key and turn it.
3. Open the trunk.

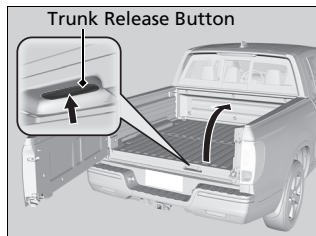
Opening and Closing the Trunk

⚠ WARNING

Swinging the tailgate open or closed while anyone is in its path can cause serious injury.

Make sure all passengers are clear of the tailgate's path before opening or closing it.

Using the Trunk Release Button



Push up the trunk release button on the trunk lid after all the doors are unlocked.

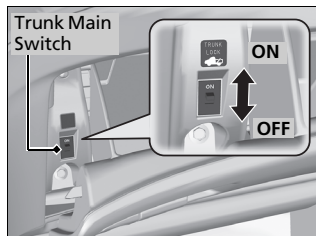
Even if the trunk is locked, you can open the trunk if you carry the smart entry remote.

- The beeper will sound.

⌘ Using the Trunk Release Button

- If you forget the smart entry remote inside, the beeper will sound and the trunk will not close.
- A person who is not carrying the smart entry remote can unlock the trunk if a person who is carrying it is within range.
- If the beeper sounds after you close the trunk, move the smart entry remote away from the trunk and close again.
- The smart entry remote may not operate if it is too close to the trunk.

Trunk Main Switch



The trunk main switch disables the trunk release button on the trunk lid to protect luggage in the trunk.

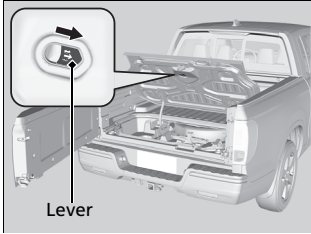
1. Turn off the trunk main switch in the glove box.
2. Lock the glove box.

⌘ Trunk Main Switch

If you need to give the key to someone else, remove the built-in key from the smart entry remote by sliding the release knob, and give the remote as a valet key.

The trunk main switch will also disable the tailgate lock/unlock function when its setting is enable.

Emergency Trunk Opener



The trunk release lever allows you to open the trunk from inside for your safety.

Slide the release lever in the direction of the arrow.

Emergency Trunk Opener

Parents should decide if their children should be shown how to use this feature.