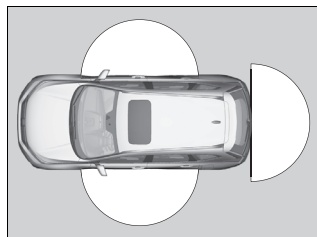


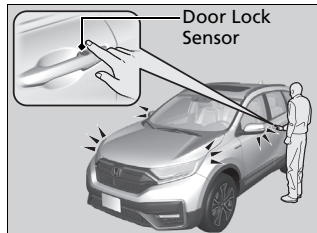
Locking/Unlocking the Doors from the Outside

■ Using the Smart Entry with Push Button Start System



When you carry the smart entry remote, you can lock/unlock the doors and open the tailgate.

You can lock/unlock the doors within a radius of about 32 inches (80 cm) of the outside door handle or tailgate outer handle.

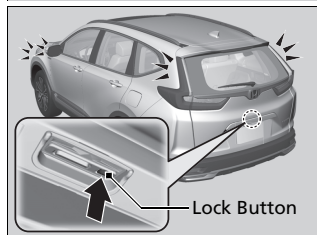


Door Lock Sensor

■ Locking the doors and tailgate

Touch the door lock sensor on the front door or press the lock button on the tailgate.

- ▶ Some exterior lights flash; the beeper sounds; all the doors and tailgate lock; and the security system* sets.



Lock Button

* Not available on all models

▣ Locking/Unlocking the Doors from the Outside

If the interior light switch is in the door activated position, the interior light comes on when you unlock the doors and tailgate.

No doors opened: The light fades out after 30 seconds.

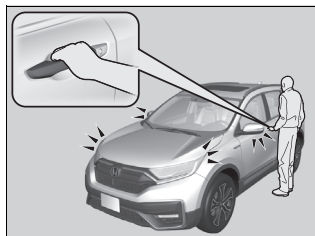
Doors and tailgate relocked: The light goes off immediately.

▣ Using the Smart Entry with Push Button Start System

If you do not open a door or the tailgate within 30 seconds of unlocking the vehicle with the smart entry system, the doors and tailgate will automatically relock.

You can lock or unlock doors using the smart entry system only when the power mode is in VEHICLE OFF.

- Do not leave the smart entry remote in the vehicle when you get out. Carry it with you.
- Even if you are not carrying the smart entry remote, you can lock/unlock the doors and tailgate while someone else with the remote is within range.
- The door may be locked or unlocked if the door handle is covered with water in heavy rain or in a car wash if the smart entry remote is within range.
- If you grip a front door handle or touch a door lock sensor wearing gloves, the door sensor may be slow to respond or may not respond by locking or unlocking the doors.



■ Unlocking the doors and tailgate

Grab the driver's door handle:

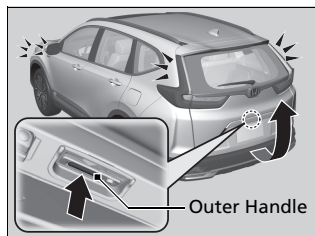
- The driver's door unlocks.
- Some exterior lights flash twice and the beeper sounds twice.

Grab the front passenger's door handle:

- All the doors and tailgate unlock.
- Some exterior lights flash twice and the beeper sounds twice.

Press the tailgate outer handle:

- The tailgate unlocks.
- Some exterior lights flash twice and the beeper sounds twice.



► Using the Smart Entry with Push Button Start System

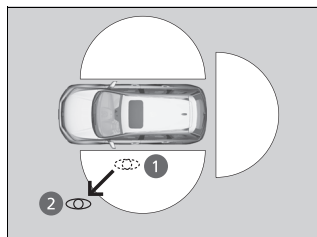
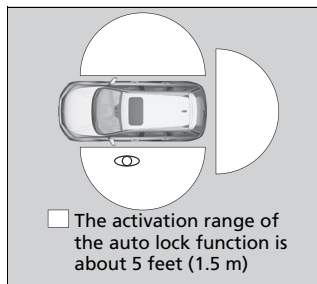
- After locking the door, you have up to 2 seconds during which you can pull the door handle to confirm whether the door is locked. If you need to unlock the door immediately after locking it, wait at least 2 seconds before gripping the handle, otherwise the door will not unlock.
- The door might not open if you pull it immediately after gripping the door handle. Grip the handle again and confirm that the door is unlocked before pulling the handle.
- Even within the 32 inches (80 cm) radius, you may not be able to lock/unlock the doors and the tailgate with the smart entry remote if it is above or below the outside handle.
- The smart entry remote may not operate if it is too close to the door and door glass.

The light flashes, and beeper sounds and unlock settings can be customized using the driver information interface* or audio/information screen*.

Models with power tailgate

You can also unlock and open with the power tailgate.

* Not available on all models



■ Locking the doors and tailgate (Walk away auto lock®)

When you walk away from the vehicle with all doors and tailgate closed while carrying the smart entry remote, the doors and tailgate will automatically lock.

The auto lock function activates when all doors and tailgate are closed, and the smart entry remote is within about 5 feet (1.5 m) radius of the outside door handle.

Exit vehicle while carrying smart entry remote and close door(s) and tailgate.

1. While within about 5 feet (1.5 m) radius of the vehicle.
 - The beeper sounds; the auto lock function will be activated.
2. Carry the smart entry remote beyond about 5 feet (1.5 m) from the vehicle and remain outside this range for 2 or more seconds.
 - Some exterior lights flash; the beeper sounds; all doors and tailgate will then lock.

▣ Locking the doors and tailgate (Walk away auto lock®)

The auto lock function is set to **OFF** as the factory default setting. The auto lock function can be set to **ON** using the driver information interface* or audio/information screen*.

If you set the auto lock function to **ON** using the driver information interface* or audio/information screen*, only the smart entry remote that was used to unlock the driver's door prior to the setting change can activate auto lock.

After the auto lock function has been activated, when you stay within the locking/unlocking operation range, the indicator on the smart entry remote will continue to flash until the doors and tailgate are locked.

When you stay beside the vehicle within the operation range, the doors and tailgate will automatically lock approximately 30 seconds after the auto lock function activating beeper sounds.

When you open a door or tailgate after the auto lock function activating beeper sounds, the auto lock function will be canceled.

* Not available on all models