

Opening and Closing the Trunk

Precautions for Opening/Closing the Trunk

■ Opening the trunk

Open the trunk all the way.

- ▶ If it is not fully opened, the trunk lid may begin to close under its own weight.

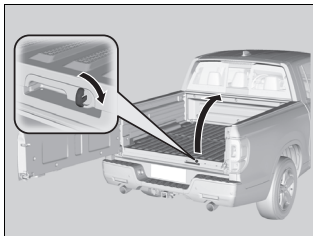
■ Closing the trunk

Keep the trunk lid closed while driving to:

- ▶ Avoid possible damage.

Using the key

If the keyless remote battery or the vehicle battery is dead, use the key instead of the keyless remote.



1. Swing open the tailgate.
2. Fully insert the key and turn it.
3. Open the trunk.

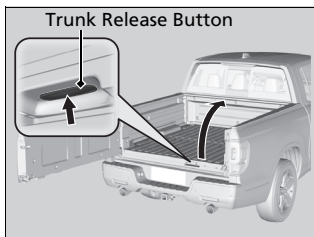
» Opening and Closing the Trunk

⚠ WARNING

Anyone caught in the path of a tailgate that is being opened or closed can be seriously injured.

Make sure that all people are clear of the tailgate before opening or closing it.

Using the Trunk Release Button



Push up the trunk release button on the trunk lid after all the doors are unlocked.

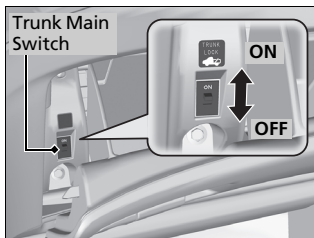
Even if the trunk is locked, you can open the trunk if you carry the keyless remote.

- The beeper will sound.

⊗ Using the Trunk Release Button

- If you forget the keyless remote inside, the beeper will sound and the trunk will not close.
- A person who is not carrying the keyless remote can unlock the trunk if a person who is carrying it is within range.
- If the beeper sounds after you close the trunk, move the keyless remote away from the trunk and close again.
- The keyless remote may not operate if it is too close to the trunk.

Trunk Main Switch



The trunk main switch disables the trunk release button on the trunk lid to protect luggage in the trunk.

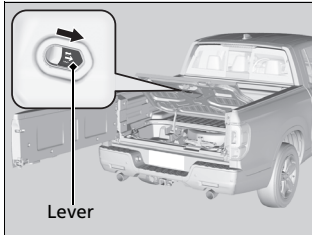
1. Turn off the trunk main switch in the glove box.
2. Lock the glove box.

⊗ Trunk Main Switch

If you need to give the key to someone else, remove the built-in key from the keyless remote by sliding the release knob, and give the remote as a valet key.

The trunk main switch will also disable the tailgate lock/unlock function when its setting is enable.

Emergency Trunk Opener



The trunk release lever allows you to open the trunk from inside for your safety.

Slide the release lever in the direction of the arrow.

▶▶ Emergency Trunk Opener

Parents should decide if their children should be shown how to use this feature.